



LAMPRECHTS EYE OPTICS & WPC
DEAR SQUARE SOUTH INDIA

www.amulyamica.com

Follow us on

[/amulyamicaindia](#) [/amulya_mica](#) [/Amulya_Mica](#) [@amulya_mica](#)



Scan QR code to
download E-Catalogue



Symbolize Everlasting Quality

2025-26

G4



G4



Symbolize Everlasting Quality

1 MM & 1.25 MM COLLECTION

2025-26



2025 - 2026

OUR STORY



Amulya Group started two decades back in 1998 and has become a preferred brand of choice for interior products. The company has grown from strength to strength and having begun its operations from one product today has evolved into multi product company offering High Pressure Decorative Laminates, Plywood, PVC & WPC Panels & Doors, PVC Laminates, Blockboards, Flush doors, PVC Door Frame, Cladding for external laminates, etc. Organization is head quartered in the industrial progressive state of Gujarat at Gandhidham, a port town. Company's manufacturing operations have state of art manufacturing set-up spread over 1.5 million square feet area which is also supported with warehouses in different zones of the country.

INTRODUCING
INDIA'S FIRST

Click
&
Look
by Amulya Mica



Scan this QR code featuring multiple chic designs, and get ready to be blown away by a stunning visualization of your chosen laminate design on your desirable application area, in just one click!





SAVE
THE LIFE



TREE PLANTATION AND SUSTAINABILITY INITIATIVES:

As sustainability becomes a global priority, the Amulya Mica Group is committed to offering a wide range of environmentally friendly products. The company continually strives to innovate, aiming to create products that contribute to a healthier environment. With a strong sense of environmental responsibility, Amulya Mica ensures zero emissions and actively participates in reforestation efforts. To date, the group has planted more than 100,000 trees over a period, supporting environmental restoration. Additionally, Amulya Mica integrates renewable energy sources into its manufacturing process, using solar power and planning to introduce wind energy in its operations.

EDUCATIONAL SUPPORT INITIATIVES:

Amulya Mica Group is deeply invested in education, supporting schools and students through various initiatives. The company has taken responsibility for funding the education of numerous children up to their graduation. In support of D.A.V. School, Gandhidham, managed by Arya Samaj, the company constructed a music room for the students and made substantial financial contributions to SVP School, Gandhidham, run by the Gujarat Education Society, to aid in the construction of a new building.

Furthermore, the company provided financial assistance to Shree Bhimasar Chakor Education & Rural Development Trust in Bhimasar, Kutch, ensuring continuous education for 15 underprivileged children. Amulya Mica also extended support to Matra Vandana Charitable Trust for the construction of a new primary school, Yashodhadham, in Nani Chira, Bhachau, Gujarat. Additionally, the group has supported young, talented students at Nirma University, Ahmedabad, aiding their R&D work in developing a catalytic converter aimed at reducing vehicle pollution.



MEDICAL CONTRIBUTIONS AND SOCIAL WELFARE:

Shri Rakesh Agarwal, the Managing Director of Amulya Mica, is a founding member of the Ram Krishna Sewa Samiti in Gandhidham, through which he contributed to the construction of a 100-bed hospital. The company also extended financial support for the development of a cancer hospital within the Sterling Ram Krishna Specialty Hospital in Gandhidham, Kutch, Gujarat—filling a critical healthcare gap in the region, which previously lacked cancer treatment facilities.

In addition, every year on its foundation day, December 2nd, Amulya Mica organizes blood donation drives at its factory premises, where employees voluntarily participate. The foundation day also features other social welfare activities, such as TB and AIDS awareness campaigns, and programs supporting differently-abled individuals by donating wheelchairs and prostheses. Amulya Mica's consistent commitment to the community aligns with the Government of India's TB Free initiative, where it holds Platinum Member status with TB FOKIA.

These initiatives reflect the company's enduring dedication to social responsibility, health, and education.



LAMINATES | PLYWOOD | WPC
ONAR SAJAYE SAATH NEHARE

ONE BRAND NUMEROUS SOLUTION

DOOR FRAMES

Imagine walking into a space that welcomes you to spatial environs. At Amulya Mica, we started our journey by manufacturing door frames, to give a personalized touch to our consumer's home entrance!

LAMINATES

Offering a plethora of mesmerizing designs and rustic textures, Amulya Mica flaunts a radiant Laminate range from 0.7mm to 6mm, that flaunts elegance in every nuance, and is made using avant-grade raw materials. Keeping in mind the surface requirements of our consumer's, we design nothing short of perfection!

PVC/WPC BOARD

Basking your surroundings in the blanket of elegance is the first thing you do while building your dream space. Keeping in sync with the dynamic market trends, Amulya Mica offers PVC & WPC panel boards in multiple colours and sizes to suit the requirements of both commercial and personal spaces!

DOORS

Door is ingress to your beautiful heaven, why not make it look sturdy and elegant. With Amulya Mica's elegant Door range, you can now elevate your entrance like before!

PVC LAMINATES


Serving as an impeccable alternate to the decorative laminates, the PVC Laminates possess several features like being fire and water resistant which make your space more safe to revel! With Amulya Mica's varied range of PVC Laminates, you can choose ease for yourself!

PLYWOOD

Our Furniture defines our taste and lifestyle, and hence, it's important to protect it with a layer of sophistication and resilience at all times. Engineering quality since ages, Amulya Mica has got it covered for you, with its extensive Plywood Collection that curates breath taking vistas!

EXTERIOR CLADDING

Paying attention to your exteriors is equally important to shield them from potential hazards. Amulya Mica, with its resilient exterior cladding panels guard your exteriors and make them look sturdy yet mesmerizing.



Key Features

Strength in every layer,
protection in every detail designed
for all spaces.



Anti Bacterial Laminates

These laminates possess the characteristic of inhibiting or killing the growth of bacteria on their surface, thus preventing the spread of harmful pathogens.



Moisture Resistant

Our surfaces are impervious to water or moisture and remain unaffected by their presence.



Surface Protection Tech

SPT developed first time in India by Amulya Mica, gives your laminate additional strength to withstand stains and scratches more effectively.



Post Forming Laminate

Amulya Mica post forming laminates are made to roll in a radius over the edge of a substrate. With an added flexibility a malleability for both forward & reverse bending.



Low Toxicity

Known for their minimal release of harmful toxins and chemicals, our laminates are designed to have low levels of toxic substances and emissions, ensuring a safer and healthier indoor environment.



Heat Resistant Fire Retardant Laminate

Amulya fire retardant laminate have superior resistance to flame propagation & are designed to perform in demanding environment. This laminate has low propagation of flame a high resistance to steam & delays in temperature rise.



Scratch Resistant

A range of super gloss laminate that offer a high level of resistance to scuff, MAR (micro scratches) & abrasion which maintaining 4 time longer shine than any other used laminate. Application, it gives no seams around corner & are smooth & evenly laminated. This laminates can be formed into simple cylindrical concave or convex curves.



Impact Resistant

Our surfaces are sturdy enough to endure severe impacts like those caused by hammers.



Low Emission

Characterized by their minimal release of harmful volatile organic compounds (VOCs) into the environment, our laminates are designed to improve indoor air quality by reducing the level of pollutants that can cause health problems.



Termite Proof

This property possesses the characteristic of being impervious to termite infestations, preventing the insects from damaging or feeding on the Laminates and infusing in them long-lasting protection and durability against termite attacks.



10 Years Warranty

Our laminates provide customers with a warranty that it will remain free from defects for a period of 10 years from the date of purchase.

THE FOURFOLD BENCHMARK OF BRILLIANCE



The **C4** theme is inspired by the **4Cs of diamonds** (**C**olor, **C**larity, **C**ut and **C**arat), a grading system that serves as a benchmark for determining a diamond's value and quality. Similarly, the **C4** collection embodies its own four pillars:

Classic, Cosmo, Creative and Color, showcasing an unrivaled level of competence that makes **Amulya** a standard name in the laminate industry, delivering a remarkable collection with quality that is truly unmatched.

This collection captures the essence of what makes each piece truly remarkable, emphasizing its superiority and reflecting the highest standards of design.

FROM THE
HOUSE OF **AMULYA**

C4



Symbolize Everlasting Quality

TOUCH & FEEL ME



HF

RE4

RE5

RE11



RE12


RE7

RE13

RE15

FEEL

THE FINESSE WITH FABULOUS FEATURES



RE17

RE18

RE20

RE21

RE22



RE23

RE24

RE26

RE28

RE27




RE28

RE29

RE30

RE31

RE32




RE33

RE34

RE36

RE38

RE37




RE38



RE39




RE40



RE41



RE42



RE43



RE44




ALW




BRL




BX



CLK



CO



CRS



DMD



DV



EO



FLT




FO




FW




GMP




RE45



HGF




HGFT




HZ LP




HZ VZ




JT




JW




MPT



MTL



OW



RI



RJ



RLT



RO



RSN



SC



SF



SN



SO



STP



SU



SWD




TO




VR



VW




VZ




WL



WO



ZO



ZR



COLOR

A vibrant spectrum that turns spaces into personal masterpieces, offering an expressive palette that brings life and character to every corner of your space

- | | | |
|----------------------|----------------------|------------------------|
| 55 ZERO REFLECTION | 67 REAL LEATHER | 133 GLEAM SERIES |
| 57 GEOMETRIC FUSION | 69 SOFT WOOD | 134 GLEAM SERIES FLUTE |
| 59 BOXY COLLECTION | 70 RIBBED | 135 METALLIC LINE |
| 61 STRIPE COLLECTION | 127 HIGH GLOSS | 137 STONE |
| 62 MATT FLUTE | 130 HIGH GLOSS FLUTE | 138 CRYSTAL |
| 63 DIAMOND | 131 SUPER SHINY | 139 BURLINO |
| 65 FLUTE | 132 HIGH GLOSS | 140 GLITTER PREMIUM |

CLASSIC

A symbol of enduring class that exudes quality and competence, inviting you to enjoy a luxurious lifestyle that stands the test of time.

- | | | |
|----------------------|--------------------|------------------|
| 73 CALIFORNIA OAK | 88 FLAKE WOOD | 97 VINCENT WENGE |
| 75 WILLOW OAK | 89 EINDRUCK OAK | 98 LUMER PINE |
| 77 AFRICAN LINE WOOD | 90 OAK WOOD | 99 TRIMMED OAK |
| 79 ZERO OAK | 91 ABSTRACT SERIES | 99 JUNGLE WOOD |
| 81 VENZA | 93 ZERO REFLECTION | 100 SAW CUT |
| 83 DRY VENEER | 95 ROCHE | 101 RIM JHIM |
| 86 SOFT WOOD | 96 JUTE | |
| 87 WOODY LOGS | 96 VENTURA | |

CREATIVE

An exploration of imagination that enhances the everyday, infusing your surroundings with originality that showcases your expression.

- | | |
|--------------|---------------------|
| 105 METAL | 109 RAW STONE |
| 107 STONE | 111 ZERO REFLECTION |
| 107 CONCRETE | 113 HIGH GLOSS |

COSMO

A stylish recasting that encapsulates the pulse of modernity, merging innovative flair with effortless grace for a truly elevated experience.

- | |
|-----------------------------|
| 143 SUEDE FINISH |
| 155 PROFESSIONAL SERIES |
| 159 SOLID COLORS |
| 163 UNICORE |
| 164 WRITING BOARD AND METAL |



Scan the QR Code to Download an E - Catalogue

SOLEILTAIRE



1.25 mm
THICKNESS

Synchronized

COLLECTION

Synchronized laminates feature textures that align with their visual patterns, allowing you to feel the authenticity of the surface.



140 w x 230 h

4122 RE 34 | CATANIA EICHE TEAK




4123 RE 34 | CATANIA EICHE BROWN





In sync with nature's beauty

4146




290 w x 230 h

4146 RE 44 | PEARL AUTUMN **NEW**



140 w x 305 h

4147 RE 44 | PEARL MIST **NEW**



140 w x 230 h

4148 RE 44 | PEARL SPRING **NEW**



WOOD

Feel the connection to nature through rich wood textures



4147



4148



140 w x 180 h

4141 RE 42 | DESERT PINE II NEW



4141 4142 4140



140 w x 230 h

4140 RE 42 | DESERT PINE I NEW



140 w x 105 h

4142 RE 42 | DESERT PINE III NEW



4144 RE 43 | BROWNACLE NEW



4143 RE 43 | GREYTALE NEW



4145 RE 43 | ASHANDEL NEW



4144 4143 4145

1.25 MM
THICKNESS



4130 RE38

4131 RE38



140 w x 305 h

4130 RE 38 | BIANCO QUARTER CUT




140 w x 230 h

4131 RE 38 | BEZHO QUARTER CUT


REVIVE

Breathing new life into your surroundings



4130

4131




140 w x 305 h

4132 RE 39 | GAUZE WEAVE BEIGE




AURA

An atmosphere that delights and inspires.



4132

4133




140 w x 230 h

4133 RE 39 | GAUZE WEAVE BLACK




4129 RE 37 | BLACK MARMO



4128 RE 37 | SOAPSTONE MIST




4129 RE37



4129

4128




140 w x 305 h

4117 RE 31 | BIANCO AURO



IGNITE



4117

4116



140 w x 230 h

4116 RE 31 | BLACK PORTORO



4118 RE 41 | VOLAKAS WHITE




4119 RE 41 | VOLAKAS MORENO




CHARM

Beauty that lingers in every corner



4118

4119




140 w x 305 h



3159

PERFECTION

A reflection of exquisite clarity and shine




3159 RE22


3159 RE 22 | STATUARIO



4118 RE 32 | BILBAO



4127 RE 36 | PORCELANO SONOR



4126 RE 36 | PORCELANO CONCOR



4119 RE 32 | AVILA



CLASSY



4127



4126



4110 RE 26 | LEGNO VINTAGE BUCHE



4110 4111 4108 4109



4108 RE 27 | ANCIENT WOOD CAMILO



4111 RE 26 | LEGNO VINTAGE TEAK



4109 RE 27 | ANCIENT WOOD ARICA



3109 RE 23 | AMERICAN CHERRY DYED NATURAL



3108 RE 23 | AMERICAN CHERRY DYED LIGHT BROWN



3110 RE 23 | AMERICAN CHERRY DYED DARK BROWN



3107 RE 23 | AMERICAN CHERRY DYED GREY



3109 3107 3108 3110

SCULPT

Shaping spaces with artistic precision



3094 3095 3086 3084 3076 3075



3094 RE 17 | AFRICAN CHERRY LIGHT



3086 RE 7 | OAK WOOD NATURAL



3076 RE 4 | WHITE ASH




3096 RE 17 | AFRICAN CHERRY DARK



3084 RE 7 | OAK WOOD FUMED



3075 RE 4 | CALIFORNIA ASH



3182 RE 12 | FIGURED MAHOGANY LIGHT BROWN



3192 RE 15 | RED OAK QTR



3183 RE 12 | FIGURED MAHOGANY DARK BROWN




3193 RE 15 | FUMED OAK QTR

GRACE



3183 3182 3193 3192



90 w x 105 h

4124 RE 40 | ETCHED OAK



4121 RE 33 | PEARLESCENT CEDRUS LIGHT



4124 RE 38 | CEDAR CROWN GOLDEN



4125 RE 40 | ETCHED DYED OAK BROWN



4120 RE 33 | PEARLESCENT CEDRUS DARK



4126 RE 36 | CEDAR CROWN GREY



4124



4126



4121



4120



4124



4125

ELYSIUM

A space where dreams meet reality



4112



4113



4114



4116



4104



4106



90 w x 105 h

4112 RE 29 | CADIZ CHERRY



4114 RE 30 | PRAGUE WALNUT



4104 RE 28 | ALICANTE



4113 RE 29 | MADRID CHERRY



4116 RE 30 | PROVENCE WALNUT




4106 RE 28 | VALENCIA



ROOTED

Deep connections to nature's beauty



3197 RE 21 | KNOTTY PINE LIGHT



3198 RE 21 | KNOTTY PINE DARK



3199 RE 21 | KNOTTY PINE FUMED




4102 RE 24 | HORNBEAM IVORY



4103 RE 24 | HORNBEAM SILVER



4101 RE 24 | HORNBEAM BROWN




3097 RE 18 | TRUNK WOOD PINE DARK



4104 RE 26 | CHEVRON MOROCCO



3194 RE 20 | DYED OAK TANNED



4107 RE 26 | CHEVRON VERMONT



LIVELY



3097

3194

4104

4107



105 w x 90 h

3186 RE 13 | HICKORY LIGHT HZ



3179 RE 11 | DYED ANEGRE GREY



3188 RE 13 | HICKORY DARK HZ



3180 RE 15 | DYED ANEGRE LIGHT



3186



3179



3188



3180



3187 RE 13 | HICKORY SMOKED HZ



3181 RE 11 | DYED ANEGRE DARK



3187



3181



3078 RE 5 | PINE WOOD NATURAL



170 w x 120 h

3079 RE 5 | PINE WOOD FLAMED



3078



3079



3080



3080 RE 5 | PINE WOOD SMOKED



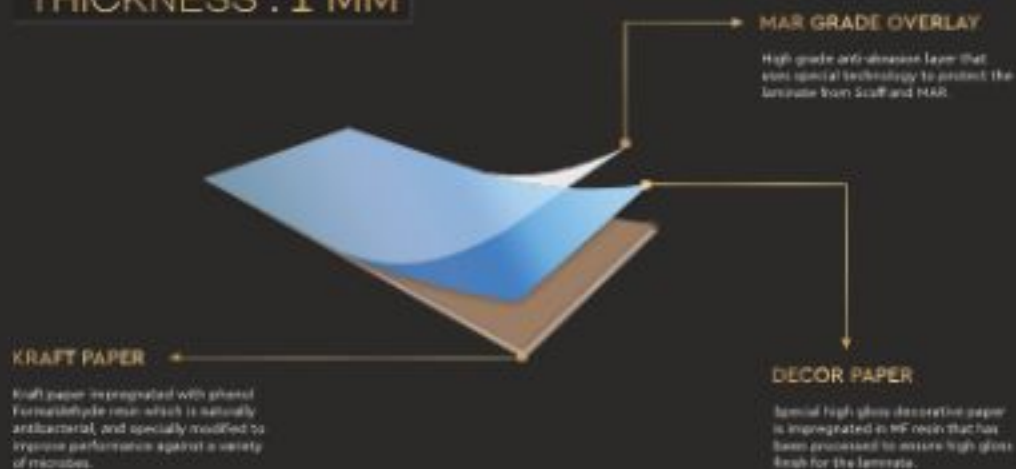
CANOPY

A sheltering embrace of organic beauty



COMPOSITION

THICKNESS : 1 MM



SALENT FEATURES

- Impact Resistant
- Heat Resistant
- Exceptional MAR Resistance
- High Abrasion Resistance
- Superior Gloss Level
- Stain Resistant
- Wide Range
- Color Fast
- Anti-Bacterial
- Super Smooth Matt

SUPER
ULTRA MATT

The most preferred collection created to complement your contemporary style and standard



65 w x 170 h

210810 ABUM
WHITE LILY

213210 ABUM
PUMIC GREY

65 w x 110 h

210910 ABUM
FROSTY WHITE

220790 ABUM
DOVE GREY

THICKNESS : 1 MM

SCRATCH EX



65 w x 170 h

210810 AS
WHITE LILY

101900 AS
GOTHIC GREY

115000 AS
ALMOND IVORY

122700 AS
BEIGE

65 w x 110 h

210910 AS
FROSTY WHITE

210890 AS
ASH GREY

213210 AS
PUMIC GREY

210270 AS
IRISH CREAM





3367 AS | SYDNEY STONE DARK **NEW**



3363 AS | TAJ MAHAL **NEW**



3340 AS | URBAN TEAK **NEW**



3356 AS | CANYON MOUNTAIN WALNUT **NEW**



3364 AS | STATUARIO VENATO **NEW**




3384 AS | BLACK MARBLE **NEW**



3401 AS | MADAG WALNUT **NEW**



3417 AS | VENADO ELM **NEW**



3416 AS | BILBAO WALNUT **NEW**



6608 AS | AMERICAN WALNUT **NEW**





COLOUR

Our magnificent color collection features a gorgeous selection of tones, each deliberately crafted to inspire and enrich your space, adding a touch of vibrancy to every corner.

ZERO REFLECTION



10034 ZR | METAL WHITE



10002 ZR | OFF WHITE



1327 ZR | BEIGE



1025 ZR | TAN BROWN



1018 ZR | PEBBLE



1026 ZR | ASH GREY



1043 ZR | CHARCOAL GREY



1027 ZR | SMOG



1813 ZR | DARK GREY



10037 ZR | OATMEAL



1060 ZR | TIDAL SAND



1068 ZR | CORAL LEAF



1045 ZR | SMOKED SALMON



1061 ZR | LIGHT PINK



1060 ZR | PASTEL VIOLET



1022 ZR | MOCHACINO



1046 ZR | SPICY MIX



1328 ZR | BLUSH RED



1023 ZR | TERRACOTTA



1062 ZR | ENOMA



1071 ZR | OPAL GREEN



1024 ZR | SEA GREEN



1062 ZR | TROPICAL BLUE



1041 ZR | ALDE VERA



1063 ZR | ADRIATIC BLUE



170 w x 170 h

3454 OMP | CAREE ORS I **NEW**




170 w x 110 h

3455 OMP | CAREE ORS I **NEW**




110 w x 110 h

1065 OMP | EARTH GREEN



110 w x 170 h

1066 OMP | PALE GREEN



1044 OMP | SPICY MIX



110 w x 85 h

1067 OMP | LIGHT BLUE



1062 OMP | TROPICAL BLUE



1328 OMP | BLOSSOM RED




1060 OMP | PASTEL VIOLET



BOXY

COLLECTION

Boxy textures in rich solids create a striking visual impact




170 w x 170 h

3417 BX | VENADO ELM **NEW**



4067 BX | BAVARIAN ASH COFFEE **NEW**




170 w x 110 h

3427 BX | ASHWOOD NATURAL **NEW**



110 w x 85 h

1061 BX | LIGHT PINK **NEW**



1045 BX | EARTH GREEN **NEW**



1328 BX | BLUSH RED **NEW**



170 w x 170 h

1046 BX | SMOKED SALMON **NEW**



170 w x 110 h

1060 BX | PASTEL VIOLET **NEW**



STRIPE

COLLECTION

Elegant stripes in vibrant shades enhance the rhythm of your space




1061 STP | LIGHT PINK



1067 STP | LIGHT BLUE



10034 MFT | METAL WHITE



1061 MFT | LIGHT PINK



1024 MFT | SEA GREEN



90 w x 90 h


1001 STP | SNOW WHITE



1021 STP | TAN BROWN



1045 STP | EARTH GREEN



1067 MFT | LIGHT BLUE



1018 MFT | PEBBLE



1048 MFT | SMOKED SALMON



10031 STP | IRISH CREAM



1044 STP | SPICY MIX



1060 STP | PASTEL VIOLET



1044 MFT | KHYSER BLUE



1060 MFT | PASTEL VIOLET



1055 MFT | ACACIA GREEN

DIAMOND

110 w x 170 h

10034 DMD | METAL WHITE

90 w x 90 h

10038 DMD | ALMOND BEIGE

90 w x 90 h

1045 DMD | SMOKED SALMON

1048 DMD | KASHMIR BLUE

10022 DMD | METAL CHOCOLATE

110 w x 110 h

10032 DMD | METAL BEIGE

10036 DMD | FINE NUT

10023 DMD | METAL GREY

1414 DMD | NAVY BLUE

1008 DMD | BERRY BUNCH

10041 DMD | SAND BROWN

10040 DMD | FROZEN BERRY

10039 DMD | AMAZON GREY

1813 DMD | DARK GREY





Tactured grooves in rich tones create
a unique and lasting look.

FLUTE


110 w x 85 h

1024 FLT | SEA GREEN



170 w x 305 h

3404 FLT | MONTESA



170 w x 170 h

3408 FLT | MORII - II



170 w x 110 h

3407 FLT | MORII - I



10032 FLT | METAL BEIGE



10037 FLT | OATMEAL



10031 FLT | EUCALYPTUS GREEN



170 w x 170 h

1200 RLT | DUST GREY

 REAL
LEATHER

Brings an authentic feel and lasting quality



170 w x 170 h

1041 RLT | ALOE VERA



110 w x 110 h

1032 RLT | MATRIX BROWN



170 w x 110 h

3298 RLT | CHARCOAL METAL



110 w x 170 h

1327 RLT | BEIGE



170 w x 110 h

1027 RLT | SMOO



110 w x 170 h

1038 RLT | CIGAR BROWN

SOFT WOOD



110 w x 170 h

1025 SWD | TAN BROWN



110 w x 110 h

1044 SWD | SPICY MIX



90 w x 90 h

1012 SWD | ALUMINIUM GREY



1026 SWD | ASH GREY



1068 SWD | MOUNTAIN GREY


RIBBED

Offer a bold, edgy look that captures attention




90 w x 90 h

1033 RI | SKY BLUE



1414 RI | NAVY BLUE



1010 RI | PEANUT




1018 RI | PEBBLE



1017 RI | WARM GREY



1027 RI | SMOG



10033 RI | CHOCOLATE

Classic aesthetics are embodied in carefully curated offerings,
framed to inspire nostalgia and enhance spaces with a lasting appeal




CLASSIC

A hallmark of enduring quality
and priceless luxury


 CALIFORNIA
OAK

The essence of freedom and
endless exploration



170 w x 305 h

3162 OLK | COLUMBIA WALNUT **NEW**



170 w x 170 h

3419 OLK | CHESTNUT OAK I **NEW**




110 w x 170 h

3417 OLK | VENADO ELM **NEW**



170 w x 110 h

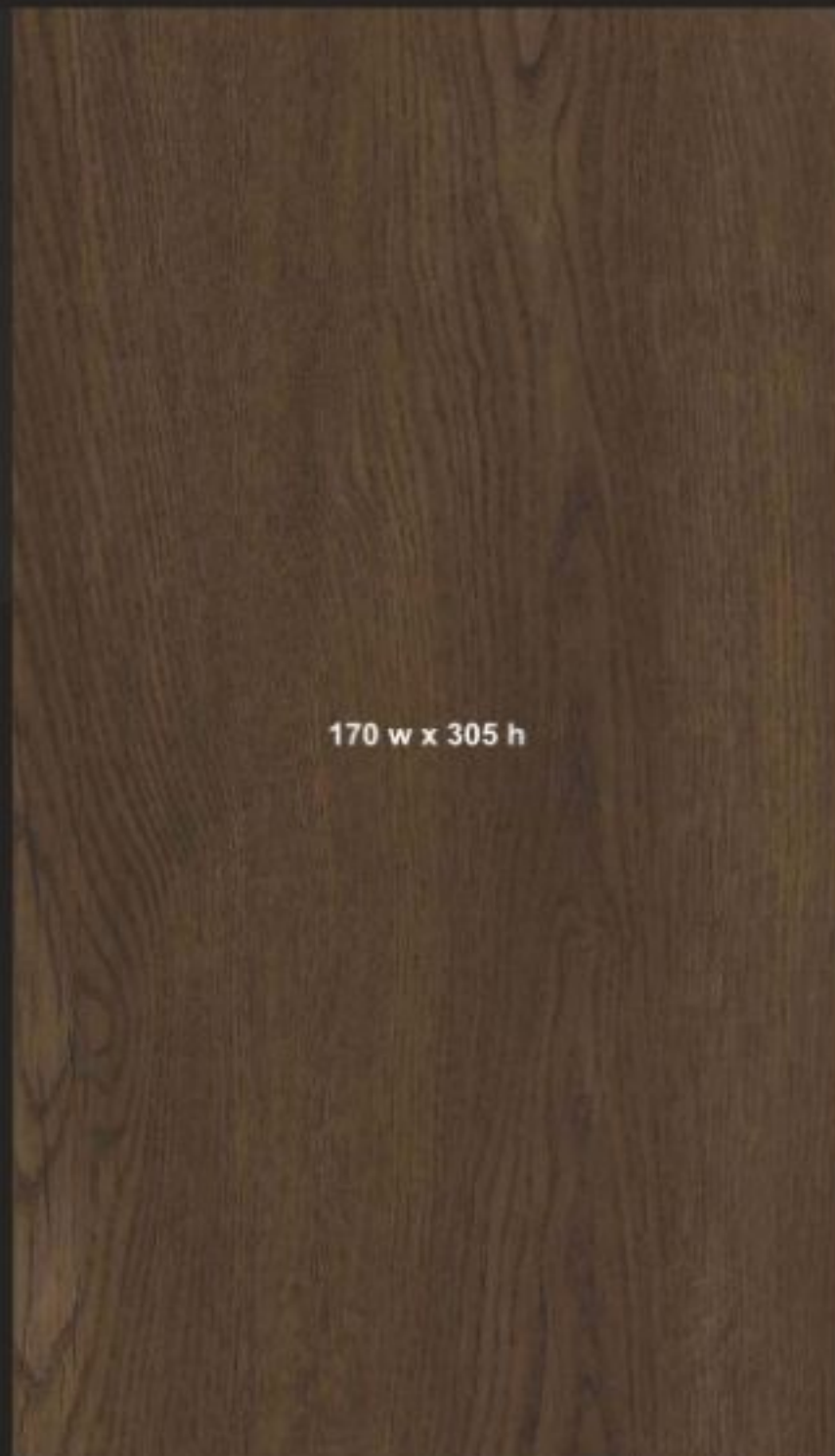
3420 OLK | CHESTNUT OAK II **NEW**



110 w x 110 h

3427 OLK | ASHWOOD NATURAL **NEW**





170 w x 305 h

3383 WO | EUROPEAN OAK BROWN **NEW**




WILLOW OAK

A presence, weaving stories through
its branches.




110 w x 170 h

3410 WO | BLACK WALNUT **NEW**



110 w x 110 h

3417 WO | VENADO ELM **NEW**



170 w x 305 h

3418 WO | BILBAO WALNUT **NEW**





AFRICAN LINE WOOD

A true embodiment of nature's beauty



170 w x 110 h

3027 ALW | ARIZONA OAK DARK **NEW**



110 w x 170 h

3428 ALW | CATANIA EICHE TEAK **NEW**



170 w x 170 h

3028 ALW | ARIZONA OAK LIGHT **NEW**



170 w x 170 h

3429 ALW | CATANIA EICHE BROWN **NEW**



110 w x 305 h


3412 ALW | DYED ELM BROWN **NEW**



3028 ALW

ZERO
OAK


Effortless style, built to
withstand time



3404 ZO | DRAN GASSO KASTANIE - II




3405 ZO | DRAN GASSO KASTANIE - I



3386 ZO | ETCHED OAK



3411 ZO | DYED ELM BEIGE



3384 ZO | ETCHED DYED OAK BROWN



3412 ZO | DYED ELM BROWN






170 w x 170 h

3388 VZ | ETCHED OAK



110 w x 110 h

4067 VZ | BAVARIAN ASH COFFEE



170 w x 170 h

3360 HZ VZ | GREY OAK LIGHT-HZ



110 w x 110 h

3362 HZ VZ | GREY OAK DARK-HZ



170 w x 110 h

3386 VZ | ETCHED DYED OAK BROWN



110 w x 170 h

3258 VZ | BRAZILIAN WALNUT



170 w x 110 h

3361 HZ VZ | GREY OAK-HZ




110 w x 170 h

3355 VZ | EUROPEAN OAK BROWN



DRY VENEER

Untamed layers, subtly striking.



170 w x 170 h

3406 DV | GRAN SASSO KASTAINE - II




110 w x 170 h

3373 DV | BLEACHED PEAR




170 w x 110 h

3405 DV | GRAN SASSO KASTAINE - I



170 w x 170 h

3372 DV | WINCHESTER OAK



110 w x 305 h

3346 DV | VENEERED MOSAIC BROWN




3405 DV



170 w x 170 h

3204 DV | MALAYSIAN TALLI



170 w x 110 h

3134 HZ DV | ITALIAN ALDER



110 w x 305 h

3376 DV | ROVERE LADUNA




☒ SOFT WOOD

A delicate embrace for your spaces



170 w x 305 h



3314 SO | MOROCCAN WOOD - TEAK



FLAKE WOOD

WOODY
LOGS

Logs that carry the earth's true spirit



170 w x 170 h

3225 WL | ORIENTAL BLACK



110 w x 110 h

1002 FW | OFF WHITE



3389 FW | NAUVEOUS OAK BROWN



110 w x 170 h

3232 WL | KEVASINGO TEAK



170 w x 110 h

3224 WL | TORANO



3232 FW | KEVASINGO TEAK





EINDRUCK OAK

Impressions forged in oak's timeless grain



170 w x 110 h

3358 EO | LATINO CHERRY NATURAL



110 w x 110 h

3379 EO | VENTURA CHESTNUT



110 w x 170 h

3409 EO | VENTURA CHESTNUT DARK



OAK WOOD

Experience the strength, beauty,
and refined texture of oak



3369 OW | BAVARIAN ASH TEAK



3248 OW | NOCE FLAMENCO - I



3242 OW | NASH OAK - I




3126 OW | BROWN CHESTNUT




ABS TRACT

SERIES

Patterns that challenge the ordinary




3414 ZR | CARRE ORIS I **NEW**



3415 ZR | CARRE ORIS I **NEW**



3396 ZR | CHARCOAL METAL



3393 ZR | CHEVRON LIGHT




3394 ZR | CHEVRON DARK






170 w x 305 h

3421 ZR | SMOKY OAK METALLIC I | NEW




110 w x 305 h

3422 ZR | SMOKY OAK METALLIC II | NEW



170 w x 170 h

3423 ZR | AURORA I | NEW



110 w x 170 h

3408 ZR | MORI - II



170 w x 110 h

3424 ZR | AURORA II | NEW



110 w x 110 h

3407 ZR | MORI - I




ROCHE

The Perfect Blend of Quality
and Aesthetics

 **JUTE**

 **VENTURA**




170 w x 170 h

1002 RO | OFF WHITE



110 w x 170 h

3400 JT | RAJIA RANDOM



170 w x 110 h

5233 VR | WHITE ACACIA



110 w x 170 h

3263 RO | RUSTIC METAL WORK



170 w x 110 h

3223 RO | METAL WORK



170 w x 170 h

3122 VR | CHESTNUT RED



VINCENT WENGE

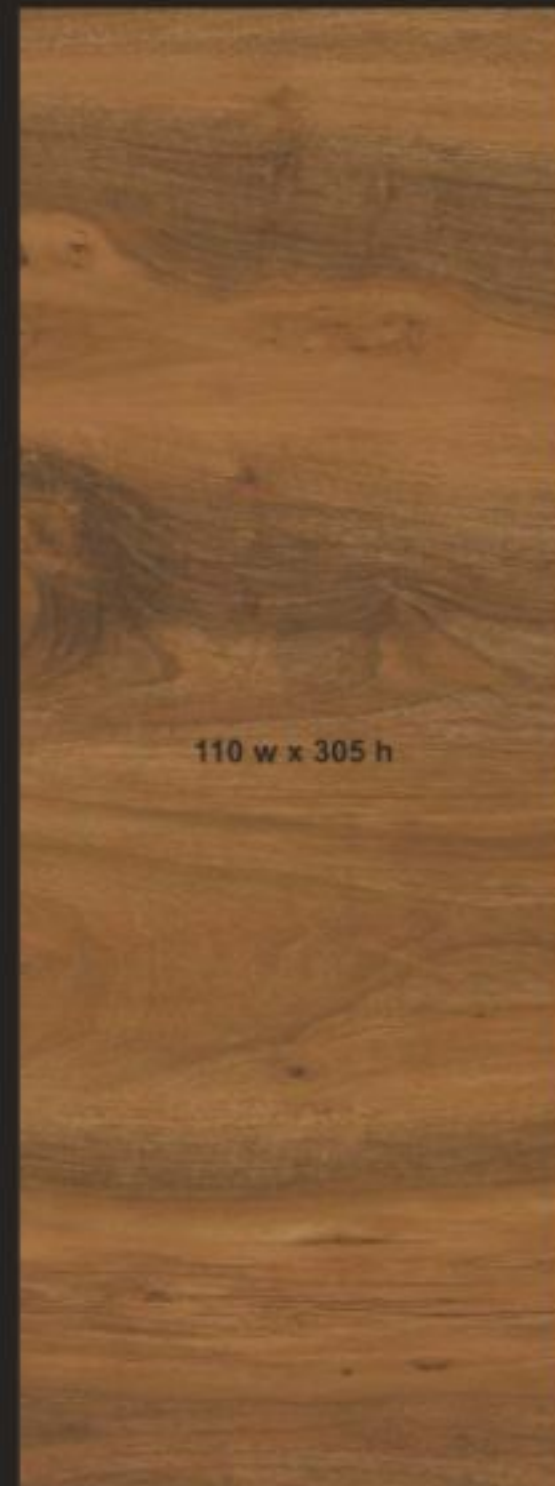
Rich textures and deep tones make an unforgettable impact



3047 HZ VW




3047 HZ VW | ARGENTINE CARISCO - W



110 w x 305 h

3314 HZ LP | MOROCCAN WOOD TEAK



170 w x 305 h

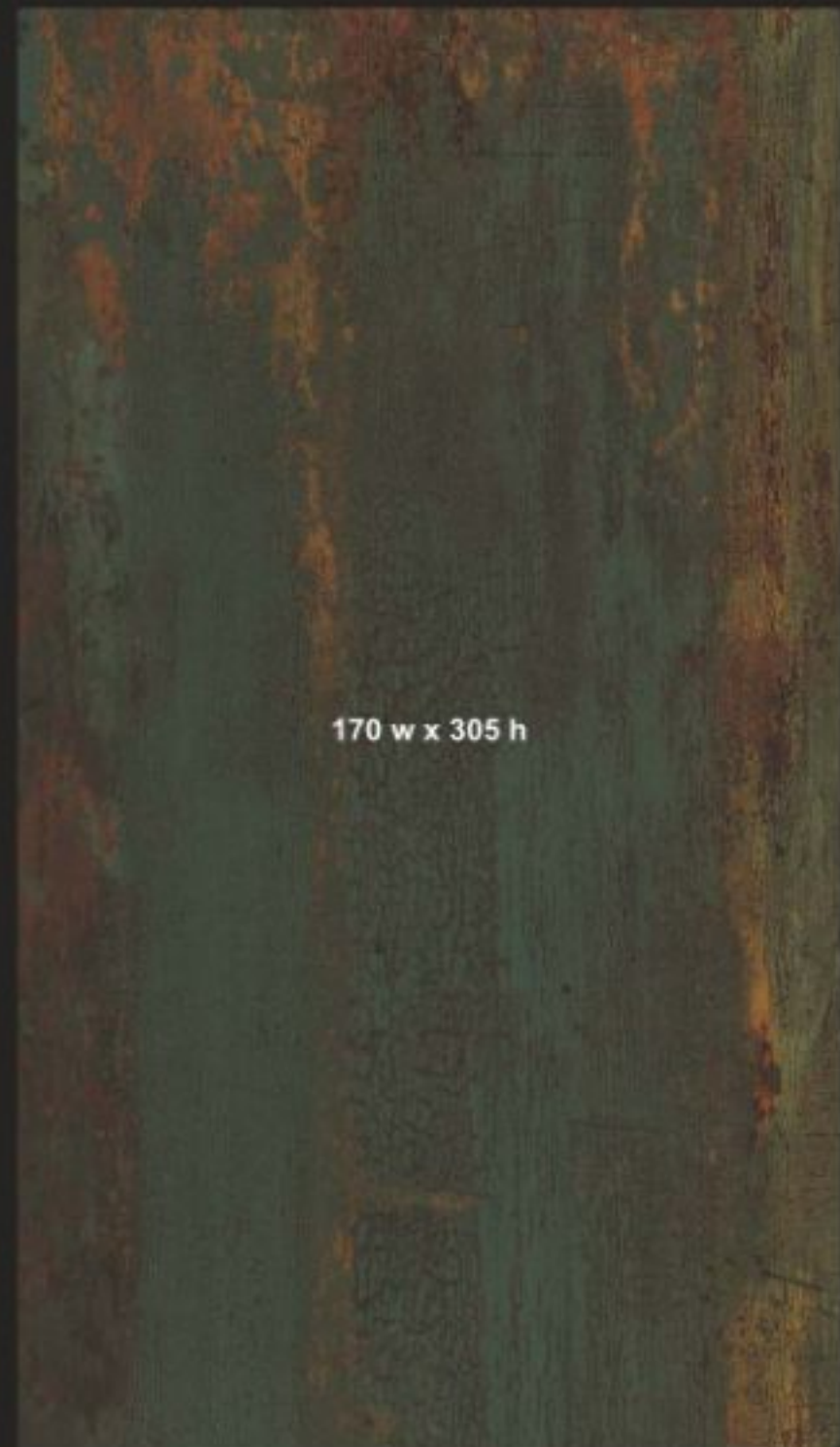
3317 HZ LP | ASH NATURAL





110 w x 305 h

3134 TO | ITALIAN ALDER



170 w x 305 h

3288 JW | NATURAL BARK - I



SAW CUT

Boldly designed to stand out
in any setting.



3314 SC



3314 SC | MOROCCAN WOOD TEAK



135 w x 90 h

3027 RJ | ARIZONA OAK DARK



3028 RJ | ARIZONA OAK LIGHT



3257 RJ | PRUNUS - B



3256 RJ | PRUNUS - I



4070 RJ | MONTANA WALNUT



4055 RJ | ORNATE PRUNE



3176 RJ | CORAL WALNUT



3450 RJ | BLACK WALNUT



3047 RJ | ARGENTINE CARIBOO - B



3282 RJ | KEVISINGO TEAK



3297 RJ | LIGHT WALNUT



3282 RJ | DARK GOLDISH WALNUT





CREATIVE

It's about bringing fresh perspectives and original ideas into each space, ensuring every detail feels unique and inspired



110 w x 305 h

3425 MTL | TRITON LIGHT **NEW**



170 w x 110 h

3413 MTL | TRITON **NEW**



170 w x 170 h

3384 MTL | BLACK MARMO **NEW**



110 w x 110 h

3145 MTL | BASMA STONE **NEW**



170 w x 110 h


3371 MTL | CARRARA WHITE **NEW**




110 w x 170 h

3163 MTL | TAJ MAHAL **NEW**






3248 SN | APLITE - I



3371 CO | CARRARA WHITE




3263 SN | RUSTIC METAL WORK




3264 SN | KOB STONE



3260 SN | APLITE - II



3224 SN | TORIANO



3226 SN | ORIENTAL BLACK





110 w x 170 h

3155 RSN | CYPRUS METAL



170 w x 170 h

3383 RSN | BIANCO AURO



110 w x 110 h

3403 RSN | BIANCO DNYX



170 w x 110 h

3384 RSN | BLACK MARMO



3366 SF



170 w x 110 h

3366 SF | TRAVERTINE




170 w x 170 h

3363 SF | BROWN VERANO



STONE & MARBLE

Distinctive surfaces that bring a refined look to any setting.



110 w x 170 h

3387 ZR | GREY CASPIO - II



170 w x 305 h

3166 ZR | SYDNEY STONE LIGHT **NEW**




110 w x 305 h

3167 ZR | SYDNEY STONE DARK **NEW**



170 w x 170 h

3167 ZR | VALONDO I **NEW**



110 w x 110 h

3386 ZR | GREY CASPIO - I



170 w x 110 h

3168 ZR | VALONDO II **NEW**





170 w x 305 h

3425 HGF | TRITON LIGHT **NEW**



HIGH GLOSS

Polished perfection that catches the eye



3163 HGF



170 w x 305 h

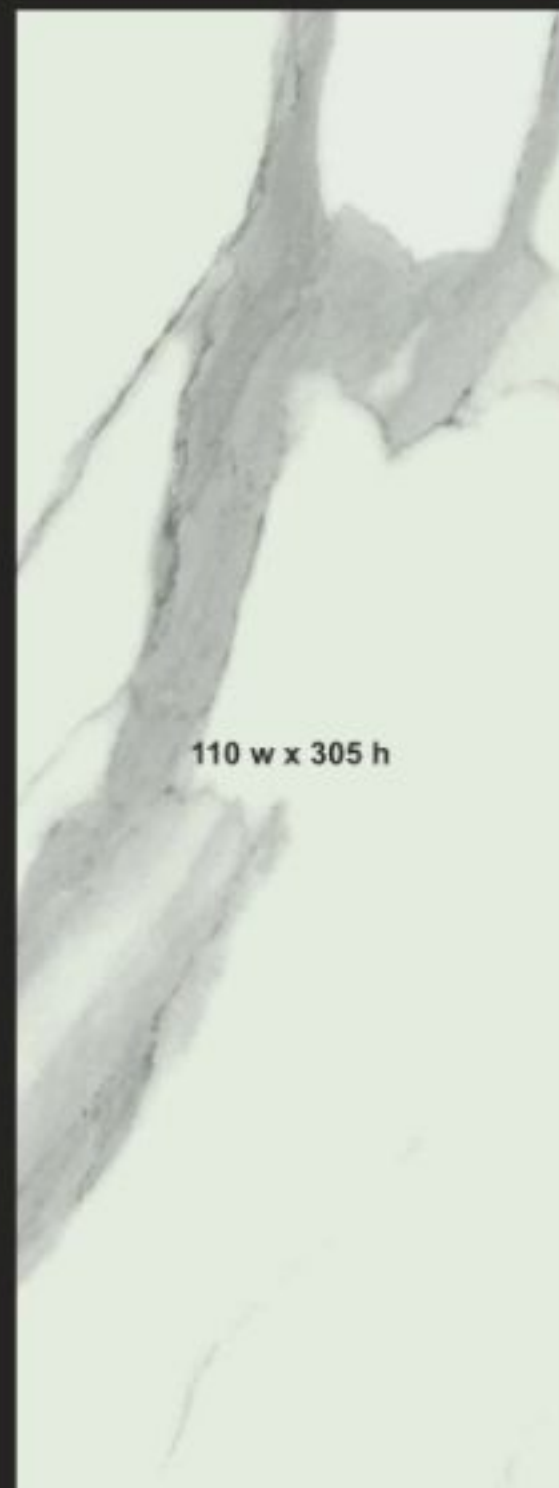
3413 HGF | TRITON **NEW**



110 w x 305 h


3163 HGF | TAJ MAHAL **NEW**





3164 HGF | STATUARIO VENATO

NEW



3383 HGF | BIANCO ALBO



3145 HGF | BASMA STONE

NEW




3403 HGF | BIANCO ONYX



3384 HGF | BLACK MARMO




3371 HGF | CARRARA WHITE




3398 HGF | BLACK PORTORO WAVES





3366 HGF | TRAVERTINE



3332 HGF | SELVAQAMO - II



3387 HGF | GREY CASIRO - II




3224 HGF | TORANO




3363 HGF | BROWN VERANO



3272 HGF | TANZANITE



3368 HGF | GREY CASIRO - I



3225 HGF | ORIENTAL BLACK






HIGH GLOSS

Vibrant finishes that amplify any design




3417 HGF



170 w x 305 h

3417 HGF | VENADO ELM **NEW**



170 w x 170 h

3425 HGF | SMOKY OAK METALLIC I **NEW**




110 w x 110 h

3424 HGF | AURORA II **NEW**



110 w x 170 h

3423 HGF | AURORA I **NEW**



170 w x 110 h

3422 HGF | SMOKY OAK METALLIC II **NEW**






3418 HGF | SILBAO WALNUT **NEW**



3230 HGF | MOTTLED TEAK WOOD



3152 HGF | ORGANIC VENEER



3288 HGF | NATURAL BARK - I



3297 HGF | LIGHT WALNUT



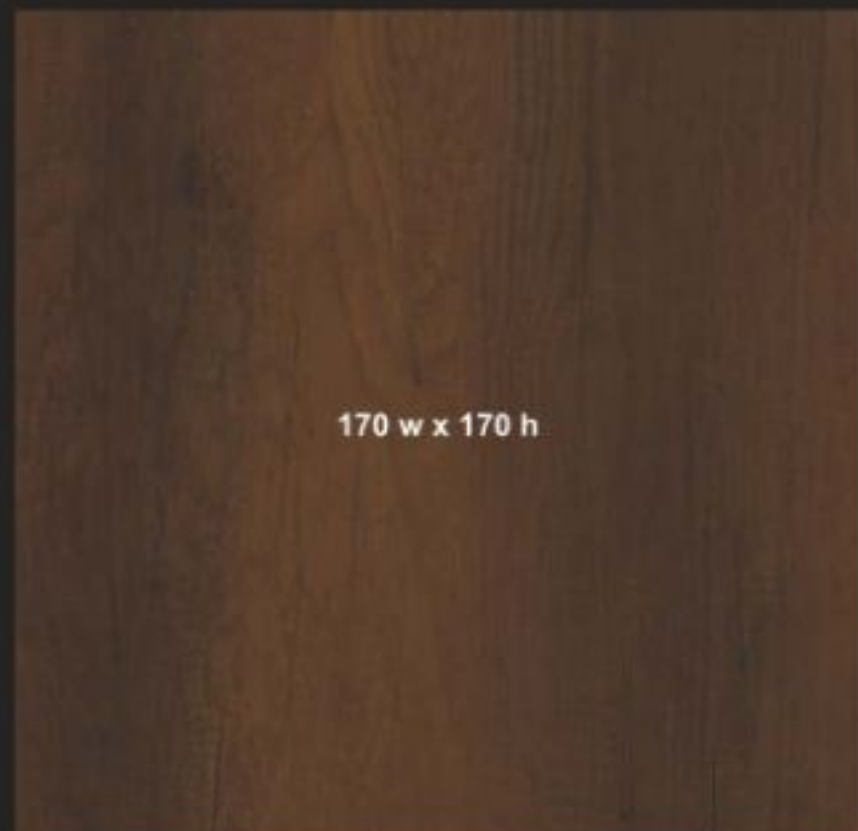
3282 HGF | DARK GOLDISH WALNUT





110 w x 305 h

3256 HGF | FRUNUS - 1



170 w x 170 h

3232 HGF | KEVASINDO TEAK



3205 HGF | KEVASINDO TAN




3368 HGF | LATINO CHERRY NATURAL



170 w x 110 h

3279 HGF | BROWN BURL



4070 HGF | MONTANA WALNUT





COLOUR

A vibrant spectrum that infuses energy into your surroundings, creating an inspiring backdrop for your exciting lifestyle.



HIGH GLOSS

Radiant finishes that highlight every detail



1327 HGF | BEIGE



1050 HGF | TIDAL SAND



1046 HGF | SMOKED SALMON



1060 HGF | PASTEL VIOLET



1054 HGF | AUTUMN LEAF



1043 HGF | CHARCOAL GREY



1012 HGF | SLATE GREY



1324 HGF | CRUNCH




1999 HGF | MIDNIGHT BLACK



1403 HGF | BANANA YELLOW



1001 HGF | SNOW WHITE



1004 HGF | FROSTY WHITE



1002 HGF | OFF WHITE



1203 HGF | ALLERGY GREY



1071 HGF | OPAL GREEN



1024 HGF | SEA GREEN



1066 HGF | EARTH GREEN



1406 HGF | PARROT GREEN



1033 HGF | SKY BLUE



1067 HGF | LIGHT BLUE



1062 HGF | TROPICAL BLUE



1063 HGF | ADRIATIC BLUE



1035 HGF | ORIENTAL BLUE



1401 HGF | ELECTRIC BLUE



1041 HGF | LIGHT PINK



1042 HGF | BABY PINK



1552 HGF | BARBIE PINK



1044 HGF | SPICY MIX



1421 HGF | FANTA ORANGE



1503 HGF | BLOOD RED



1502 HGF | TOMATO RED



1328 HGF | BLUSH RED



1007 HGF | SHANGRELA



1062 HGF | ENIGMA

HIGH GLOSS FLUTE




10034 HGF | METAL WHITE



1065 HGF | EARTH GREEN



1071 HGF | OPEL GREEN




1067 HGF | LIGHT BLUE



1062 HGF | TROPICAL BLUE



1040 HGF | PASTEL VIOLET



1041 HGF | LIGHT PINK



1044 HGF | SPICY MIX



1328 HGF | BLUSH RED

Reflective elegance that
brightens any space


☐ SUPER SHINY



10034 SU | METAL WHITE



10032 SU | METAL BEIGE



10021 SU | RICH CREAM




10036 SU | KHAKHI



10037 SU | OATMEAL



10021 SU | METAL GREY



10036 SU | PINE NUT



10022 SU | METAL CHOCOLATE



10033 SU | CHOCOLATE

Welcoming and sophisticated, designed to
express timeless richness


☐ HIGH GLOSS



10032 HGF | METAL BEIGE



10021 HGF | RICH CREAM



10036 HGF | KHAKHI




10037 HGF | OATMEAL




10034 HGF | METAL WHITE



10036 HGF | PINE NUT




10033 HGF | CHOCOLATE



10011 06 | WHITE



10024 06 | SUNSET CORAL



10019 06 | PERFECT BEIGE



10020 06 | PISTACHO



10023 06 | SUMMER SKY



10017 06 | FOLK BLUE



10014 06 | AMBER LIGHT




10015 06 | WINE RED



10018 06 | GRAPHITE GREY



10021 06 | METAL GREY



10022 06 | METAL CHOCOLATE



10011 06FT | WHITE



10024 06FT | SUNSET CORAL



10019 06FT | PERFECT BEIGE



10020 06FT | PISTACHO




10023 06FT | SUMMER SKY



10017 06FT | FOLK BLUE



10014 06FT | AMBER LIGHT

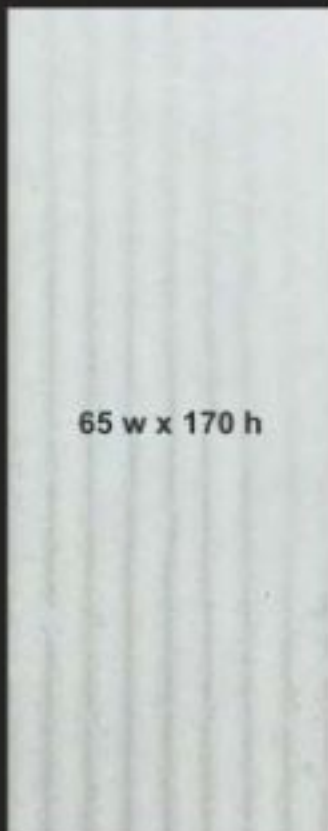


10015 06FT | WINE RED



10018 06FT | GRAPHITE GREY

METALLIC LINE



65 w x 170 h

10081 HGF | ALABASTER WHITE



10082 HGF | BALI BLUE



10083 HGF | EVER GREEN



10084 HGF | POLISHED PINK



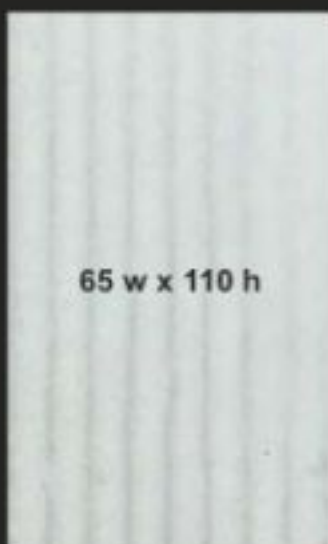
10085 HGF | ROYAL BLUE



10086 HGF | SEAWEED



10087 HGF | TANDY TAFFY



65 w x 110 h

10081 ZR | ALABASTER WHITE



10082 ZR | BALI BLUE



10083 ZR | EVER GREEN



10084 ZR | POLISHED PINK



10085 ZR | ROYAL BLUE




10086 ZR | SEAWEED



10087 ZR | TANDY TAFFY

A classic look
with luxurious appeal

STONE



110 w x 170 h

1026 SN | ASH GREY



1070 SN | COFFEE BROWN



110 w x 110 h

1013 SN | DARK GREY




1027 SN | SMOO



CRYSTAL

Pristine clarity that brings
brilliance to view



170 w x 170 h

10034 CRS | METAL WHITE



10038 CRS | ALMOND BEIGE **NEW**




170 w x 110 h


10039 CRS | AMAZON GREY

BURLINO

Adherent frame patterned with
acid's substrate




10034 BRL | METAL WHITE



10041 BRL | SAND BROWN

110 w x 170 h

110 w x 110 h



1040 BRL | PASTEL VIOLET




10040 BRL | FROZEN BERRY


GLITTER PREMIUM



1001 BGL | SNOW WHITE



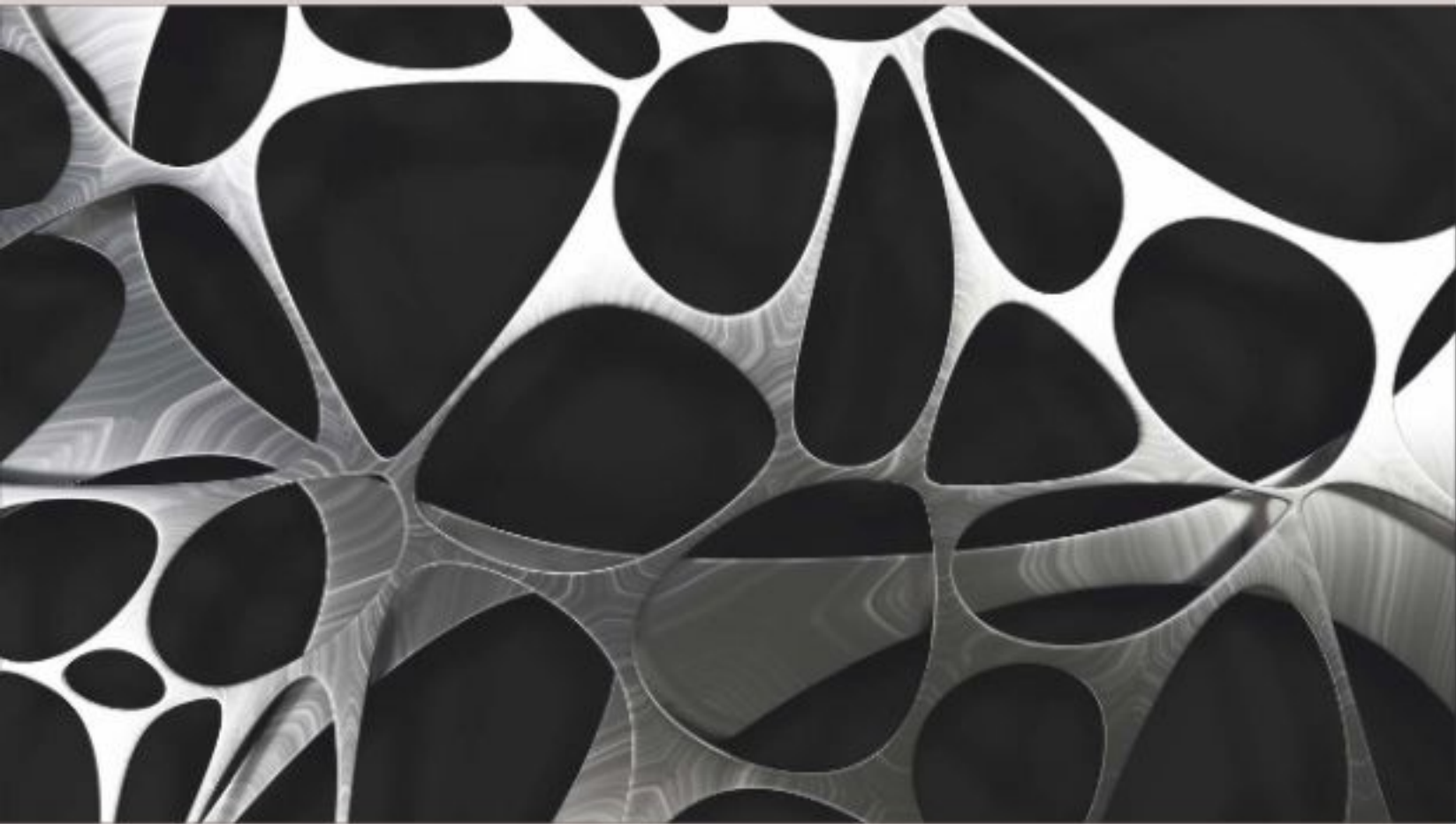
1999 BGL | MIDNIGHT BLACK



1200 SOL | DUST GREY



1813 SOL | DARK GREY




COSMO

Reflecting modern living, this approach merges style and innovation, providing versatile options that enhance any space



SUEDE FINISH

Experience the velvety texture that invites
comfort and style



170 w x 170 h

3434 SF | ASHWOOD LIGHT **NEW**



170 x 85 h

3458 SF | BILBAO WALNUT **NEW**



110 x 85 h


3457 SF | VENADO ELM **NEW**



3420 SF | CHESTNUT OAK II **NEW**



3419 SF | CHESTNUT OAK I **NEW**



170 w x 110 h

3427 SF | ASHWOOD NATURAL **NEW**



3556 SF | CANYON MOUNTAIN WALNUT **NEW**



3542 SF | COLUMBIA WALNUT **NEW**



135 w x 90 h

3250 SF | CANYON MONUMENT - I **NEW**



3254 SF | CANYON MONUMENT - II **NEW**



3387 SF | NAUVEDOUS OAK LAVA



3389 SF | NAUVEDOUS OAK BROWN



3232 SF | KEVASMOO TEAK



3206 SF | KEVASMOO TAN



3397 SF | SCANDINAVIAN GENESIS OAK



3396 SF | MISTY GENESIS OAK



3369 SF | SAVERIAN ASH TEAK



3239 SF | ROCKPILE - I



3399 SF | LANCASTER OAK



3401 SF | MAGAS WALNUT





135 w x 90 h

3411 SF | DYED ELM BEIGE



135 w x 200 h

3551 SF | HASTINGS SANDAL **NEW**



3379 SF | VENTURA CHESTNUT



3369 SF | LATINO CHERRY GREY



3412 SF | DYED ELM BROWN



3409 SF | VENTURA CHESTNUT DARK



3358 SF | LATINO CHERRY NATURAL



3373 SF | BLEACHED PEAR



3372 SF | WINCHESTER OAK



3050 SF | ROUGH WOOD LIGHT



3048 SF | ROUGH WOOD BROWN





135 w x 90 h

3353 SF | EUROPEAN OAK BROWN



3314 SF | MOROCCAN WOOD - TEAK



3047 SF | ARGENTINE CAPISCO - II



3229 SF | TYROL PINE



3242 SF




3242 SF | NASH OAK - I



3410 SF | BLACK WALNUT




3206 SF | MALAYSIAN TALLI



3245 SF | NOCE FLAMENCO - I



3028 SF | ARIZONA OAK LIGHT



3027 SF | ARIZONA OAK DARK





135 w x 310 h

3290 SF | MOTTELED TEAK WOOD



6608 SF | AMERICAN WALNUT



2122 SF | CHESTNUT RED



3182 SF | ORGANIC VENEER



3345 SF | VENEERED MOSAIC BROWN



135 w x 200 h


4067 SF | BAVARIAN ASH - COFFEE



2129 SF | CHESTNUT - WHITE



3139 SF | LINDA ALDER



2125 SF | BROWN CHESTNUT



3134 SF | ITALIAN ALDER





6013 SF | ROSCARI OAK GREY



6014 SF | ROSCARI OAK



2176 SF | CORAL WALNUT



4055 SF | ORNATE PRUNE



6233 SF | WHITE ACACIA




2149 SF | DENVER OAK




2141 SF | ASH WOOD



2148 SF | ALCAZAR NOCE




5218 SF | CALIFORNIA WALNUT - I



4070 SF | MONTANA WALNUT



3307 SF | NATURAL OAK



3367 SF | RIVER OAK DARK





PROFESSIONAL
SERIES

50 x 50 h

PS 3353 DV
EUROPEAN OAK BROWN

PS 3376 DV
ROVERE LAGUNA

PS 3314 PO
BROWN DENIM

PS 3253 HOP
NATURAL WOOD II

PS 3024 SF
FUSION MAPLE

PS 3015 SF
HIGHLAND PINE

PS 3140 SF
URBAN TEAK

PS 3196 SF
SUMED OAK

PS 3205 SF
YUKON OAK

PS 3267 HOP
FRUNUS II

PS 3327 HOP
FIDDLED ANEGRE I

PS 3338 HOP
FIDDLED ANEGRE II

PS 3341 HOP
MAHAGONY CROTCH I

PS 3296 HZ VZ
MISTY GENESIS OAK

PS 3202 SF
YUKON EICHE

PS 3258 SF
BRAZILIAN WALNUT

PS 3341 SF
MAHAGONY CROTCH I

PS 3342 SF
MAHAGONY CROTCH II

PS 3262 SF
EUROPEAN OAK NATURAL

PS 3397 HZ VZ
SCANDINAVIAN GENESIS

PS 4067 HZ VZ
BAVARIAN ASH COFFEE

PS 3404 RI
MONTESA

PS 3367 RJ
RIVER OAK DARK

PS 3376 RJ
ROVERE LAGUNA

PS 3344 SF
NATURAL RAW WOOD

PS 3345 SF
GREENISH RAW WOOD

PS 3367 SF
RIVER OAK DARK

PS 3392 SF
VINTAGE OAK BROWN

PS 3394 SF
MISTY GENESIS OAK

PS 3107 RJ
VICTORIAN EUCALYPTO

PS 3007 SF
BAVARIAN BEECH

PS 3013 SF
WHITE BEECH

PS 3014 SF
WYOMING MAPLE WHITE

PS 3017 SF
ALBERTO MAPLE

PS 3397 SF
SCANDINAVIAN GENESIS

PS 3401 SF
MADAG WALNUT

PS 3402 SF
MAUVELLA OAK

PS 4007 SF
ROYAL PEAR

PS 5001 SF
NATURAL TEAK

PS 3019 SF
SAPELI CASCO

PS 3020 SF
OXFORD CHERRY

PS 3021 SF
SYCAMORE

PS 3023 SF
INDIAN WALNUT

PS 3024 SF
SAPELI

PS 5015 SF
KAYNA TEAK

PS 5103 SF
LIGHT MAHOGANY

PS 5104 SF
GERMAN PINE

PS 5107 SF
VICTORIAN EUCALYPTO

PS 5108 SF
LEONO VINTAGE BUCHE



PS 6109 SF
LEONO VINTAGE TEAK



PS 6110 SF
STRAIGHT WENGE



PS 6111 SF
ACACIA LIGHT



PS 6112 SF
ACACIA DARK



PS 6113 SF
WALNUT NATURAL



PS 3377 WL
ROVERE ALESSANDRIA LIGHT



PS 3377 ZR
ROVERE ALESSANDRIA LIGHT



PS 3404 ZR
MONTESA



PS 1001 SF
SNOW WHITE



PS 1002 SF
OFF WHITE



PS 6114 SF
WALNUT DARK



PS 6115 SF
FABRIC SAND



PS 6116 SF
FABRIC KHAKH



PS 6117 SF
CAMELY TEAK LIGHT



PS 6118 SF
CAMELY TEAK DARK



PS 1004 SF
FROSTY WHITE



PS 1019 SF
GOTHIC GREY



PS 1027 SF
SMOG



PS 1032 SF
MATRIX BROWN



PS 1033 SF
SKY BLUE



PS 6119 SF
WALNUT BROWN



PS 6122 SF
CLASSIC WALNUT



PS 6123 SF
ORNATE ELM



PS 6124 SF
QUARTER CUT CHERRY



PS 6125 SF
LAUREL OAK I



PS 1035 SF
ORIENTAL BLUE



PS 1039 SF
BRICK



PS 1062 SF
ENOMA



PS 1150 SF
IVORY VANILLA



PS 1200 SF
DUST GREY



PS 6126 SF
LAUREL OAK II



PS 6608 SF
AMERICAN WALNUT



PS 6120 SN
METRO



PS 6121 SN
TOSCANO DARK



PS 3390 SO
SMOKED OAK



PS 1304 SF
INDIGO BLUE



PS 1327 SF
BEIGE



PS 1403 SF
FLUORESCENT GREEN



PS 1422 SF
ARMY GREEN



PS 1502 SF
TOMATO RED



PS 3391 SO
WHITE OAK CROWN



PS 3337 VW
FIDDED ANDRE I



PS 3338 VW
FIDDED ANDRE II



PS 3361 VW
GREY OAK HZ



PS 3362 VW
GREY OAK DARK HZ



PS 1503 SF
BLOOD RED



PS 1621 SF
LIME YELLOW



PS 1621 SF
FANTA ORANGE



PS 1711 SF
COFFEE



PS 1999 SF
MIDNIGHT BLACK



SOLID COLORS

Unique colors that enhance
your decor

50 x 35 h

1001 SF | SNOW WHITE

1003 SF | EGG WHITE

1004 SF | FROSTY WHITE




1002 SF | OFF WHITE



1102 SF | MYSORE IVORY




1150 SF | IVORY VANILLA




1101 SF | ALMOND




1010 SF | PEANUT



1051 SF | PUMIC GREY



1812 SF | ALUMINUM GREY



1202 SF | ALLERGY GREY

NEW




1073 SF | SCHOOL GREY



1074 SF | SILVER GREY

NEW



1017 SF | WARM GREY


NEW



1072 SF | OFFICE GREY




1204 SF | DOVE GREY



1200 SF | DUST GREY


NEW



1068 SF | MOUNTAIN GREY



1026 SF | DEEP GREY



1019 SF | GOTHIC GREY



1025 SF | ASH GREY




1027 SF | SMOG




1012 SF | SLATE GREY




1054 SF | AUTUMN LEAF




1813 SF | DARK GREY




1029 SF | CAROB



1020 SF | CHARCOAL



1999 SF | MIDNIGHT BLACK



1075 SF | FISH CREAM

NEW




1076 SF | BRITISH BLUFF


NEW



1050 SF | TIDAL SAND



1021 SF | TAN BROWN



1327 SF | BEIGE



1043 SF | KHAKI



1011 SF | MUD ASH



1014 SF | DOESKIN



1047 SF | PAVLOVA



1058 SF | CORAL LEAF



1034 SF | BREW



1036 SF | SWISS COFFEE



1056 SF | PEACH BROWN



1046 SF | SPICY MIX



1032 SF | MATRIX BROWN




1038 SF | CIGAR BROWN



1022 SF | MOCHACCINO



1045 SF | SMOKED SALMON




1711 SF | COFFEE



1028 SF | DARK CAPPUCINO





1058 SF | PEBBLE 1060 SF | PASTEL VIOLET 1065 SF | EARTH GREEN 1071 SF | OPEL GREEN 1410 SF | PISTA GREEN



1034 SF | SEA GREEN 1066 SF | PALE GREEN 1065 SF | ACACIA GREEN 1043 SF | ALOE VERA 1031 SF | EUCALYPTUS GREEN




1425 SF | EMERALD GREEN 1422 SF | ARMY GREEN 1030 SF | PEACOCK GREEN 1013 SF | BRIGHT GREEN 1406 SF | PARROT GREEN




1403 SF | FLUORESCENT GREEN 1420 SF | BOTTLE GREEN 1005 SF | LIME 1067 SF | LIGHT BLUE 1033 SF | SKY BLUE



1048 SF | KASHMIR BLUE 1062 SF | TROPICAL BLUE 1329 SF | AQUA GREEN 1044 SF | KHYBER BLUE 1035 SF | ORIENTAL BLUE



1063 SF | ADRIATIC BLUE 1040 SF | COBALT BLUE 1037 SF | CADET BLUE 1414 SF | NAVY BLUE 1069 SF | MIDNIGHT BLUE



1401 SF | ELECTRIC BLUE 1306 SF | INDIGO BLUE 1043 SF | CHARCOAL GREY 1337 SF | LILAC 1321 SF | AMULYA PURPLE



1433 SF | LIME YELLOW 1009 SF | MARGOLD 1603 SF | BANANA YELLOW 1701 SF | MANGO 1410 SF | MERINDA



1067 SF | DARK CITRUS 1621 SF | FANTA ORANGE 1502 SF | TOMATO RED 1603 SF | BLOOD RED 1006 SF | PESTA ROSE



1023 SF | TERRACOTTA 1328 SF | BLUSH RED 1706 SF | BURGUNDY 1039 SF | BRICK 1007 SF | SHANDRILA



1042 SF | BABY PINK 1061 SF | LIGHT PINK 1551 SF | HOT POPPY 1552 SF | BARBE PINK 1770 SF | HUTCH PINK



1070 SF | COFFEE BROWN 1324 SF | CRUNCH 1008 SF | BERRY BURCH 1042 SF | ENOMA 1325 SF | BLACK CURRENT



UNICORE

Fluid shades that redefine the essence of simplicity



1001 MB | SNOW WHITE



10101 MF | SILVER FOIL



1001 UC GF | SNOW WHITE



1002 UC GF | OFF WHITE



1001 UC MF | SNOW WHITE



1002 UC MF | OFF WHITE



1324 UC GF | CRUNCH



1013 BB | DARK GREY



10111 MF | BRONZE FOIL



1621 UC GF | PANTA ORANGE



1602 UC GF | TOMATO RED



1200 UC GF | DUST GREY

NEW



1813 UC GF | DARK GREY



1999 UC GF | MIDNIGHT BLACK



1422 CB | ARMY GREEN

WRITING BOARD & METAL

A fusion of style and functionality
for endless expression



10121 MF | COPPER FOIL



TECHNICAL SPECIFICATIONS

Properties	Standard as per IS 2040-1998	Amulya Mica's Typical Values
Thickness	1.20 mm (±10%)	1.20 mm (±0.05%)
Resistance to surface wear	100 Revolutions Max	>250 Revolutions
Resistance to immersion in boiling water		
Wear resistance (%)	18.0% (Max.)	5.0% (Max.)
Swelling resistance (%)	11.0% (Max.)	5.0% (Max.)
Resistance to dry heat at 100°C	Should pass test	Passes
Dimensional Stability at elevated temperature		
Lengthwise (%)	3.00% (Max.)	0.40% (Max.)
Breadthwise (%)	1.00% (Max.)	0.80% (Max.)
Resistance to impact by small diameter ball	28 N (Max.)	28 N (Max.)
Resistance to cracking	Should pass test	Passes comfortably
Resistance to scratching	2 N (Max.)	3 N (Max.)
Resistance to staining	Should pass test	Passes all tests
Resistance to color change	Not Observed	
1. In Day Light	Should pass test	Passes
2. In artificial color test light	Should pass test	Passes
Resistance to cigarette burns	Should pass test	Passes
Resistance to abrasion	Should pass test	Passes
Appearance	No ABC defects	No ABC defects (1.00 Max.)

PRODUCT RANGE

- High Pressure Decorative Laminate
- Imperial Premium Laminate 1.25mm
- Scratch Resistant Laminate (Amulya Scratch -ER)
- Digital Laminate 1.88mm
- Fire Retardant Exterior Grade Compact Laminate
- Post Forming Laminate
- Industrial Compact Laminate
- Unicom
- Liter Grade
- Chalk / Black / Marker Board
- PVC Lead Free 90° Bendable Laminate
- WPC Lead Free Board
- PVC Lead Free Board
- WPC Door Frame

Technical Specification of Scratch Resistant Laminate

Property	Property / Attributes	Unit (Max. Min.)	As Per IS	Amulya Scratch - ER Value
Resistance to surface wear	Wear resistance	Revolutions (100) wear holes	100	>200
Resistance to impact by small diameter ball	Spring force	N (Max)	20	>20
Resistance to impact by large diameter ball (optional)	Drop height (mm) diameter	mm (Max)	100	>100
		mm (Max)	10	
Resistance to scuffing	Force	grams	7	>3
Dimensional Stability at elevated temperature	Cumulative dimensional change	% (max) Lx B	-0.05	>0.45
			+1.05	>0.85
Resistance to immersion in boiling water	Appearance	Degree (max)	3	>3
Resistance to dry heat at 100°C	Appearance	Degree (max)	3	>3
Resistance to staining	Appearance	Rating (max)	3	>3
Light Fastness (Dense Red)	Colorant	Delta E (max)	5	>5
Resistance to water vapor	Appearance	Rating (max) Glass Panel	4	>4
Resistance to cigarette burns	Appearance	Rating (max)	3	>3
Resistance to scratching under stress	Appearance	Rating (max)	4	>4

Suggested application areas

Segment	Essential	Optional	Flexibility	Total
Carpentry	Flame	Shock	Wash	Washable
Countertop	Chemical	Shock	Wash	Washable
Single Area	Flame	Shock	Wash	Washable
	Fire / Shock Resistant	Chemical Resistant	Wash / Scratch Resistant / Heat / UV / Spill Resistant	Washable

INSTRUCTIONS:

- All designs are available in the standard size of 2440mm x 1220mm.
- The sample is fixed in this folder only represents the design, color and finishes, for more detail visit our website.
- Keep laminates clean using a soft cloth, avoid using abrasive cleaners.
- The product must be kept in a cool, dry place to avoid moisture damage.
- All products of Amulya Mica are free of formaldehyde content for 10 years and are suitable for use under normal conditions - except in dry areas, the stability of the company of products, related to the use of the product only.

Purbanchal Laminates Pvt. Ltd.

Corporate office
101-103 Goyal Avenue 1st Floor, Plot No. 318,
Ward 10-B, Opp. Old LIC Block,
Gandhinagar-Kutch, Gujarat - 370 201
Phone : 02826 221468
Email : cor@purbanchal.com

Factory
Survey No. 510, Village: Dhirsawan,
Taluka: Anjar, Dist: Kutch, Gujarat - 370 110
Mobile : 98252 21787
Email : factory@purbanchal.com

Branches:
AMERINDIA
A-1107-028, Infinity Tower, Pratiksha Nagar,
Shahdola, Ahmedabad - 380 015 (Gujarat)
Mobile : 9726415772
Email : ahmedabad@purbanchal.com

BANGALORE
No. 5, Rajghar Nagar Old No 58/70,
New Timber Layout, Off Mysore Road,
Bangalore - 560 035
Mobile : 9726415772
Email : bangalore@purbanchal.com

DELHI
1/75, 2nd Floor, Timber Market,
WHS, Kirti Nagar, Delhi - 110015
Mobile : 9726415772
Email : delhi@purbanchal.com

JALPUR
Plot No. 2-2, Amrapali Plaza, Office No 207,
Second Floor, Amrapali Circle, Vardoli Nagar,
Jalpur 382021 (Gujarat)
Mobile : 9726415772
Email : jalpur@purbanchal.com

KOLKATA
W Kondolima Lane, 3rd Floor Opp Indian
Airlines Office, Near Hoopring Bhawan
New Bazar, Kolkata - 700 012
Mobile : 9726415772
Email : kolkata@purbanchal.com

LUDHIANA
B-17, 146/1, Shoroh Nagar, Near PNB Bank,
Ludhiana, Punjab
Mobile : 9726415772
Email : ludhiana@purbanchal.com


HYDRABAD
B3-3-103 3rd Floor, Mungahat,
Hyderabad - 500008
Mobile : 9726415772
Email : hyd@purbanchal.com

TOLL FREE NO. 1800 233 1468

SCAN QR CODE
TO PROVIDE US WITH YOUR
INSIGHTFUL FEEDBACK!



Our digital laminates are the ideal choice for those seeking a cost-effective and long-lasting solution for enhancing their interiors with a high-quality finish and an exceptional durability.



AMD023 | ECW



Kindly check the actual laminate before finalizing as printing colour may differ due to printing limitation.

From bold and dramatic patterns to subtle and understated textures, our digital laminates offer a diverse range of options to suit every taste and design preference.



AMD025 | EZR

Kindly check the actual laminate before finalizing
as printing colour may differ due to printing limitation.

Get creative with your living spaces through our fascinating and realistic designs that harness the power of technology to create a world of limitless possibilities.



AMD026 | ETZ




Kindly check the actual laminate before finalising as printing colour may differ due to printing limitation.

AMD031 | ERSN



With a range of patterns and colors to choose from, our digital laminates offer limitless design possibilities for your space.





AMD030 | EDV



Kindly check the actual laminate before finalizing as printing colour may differ due to printing limitation.


Achieve a high-end look for your spaces with our affordable digital laminates that don't compromise on quality.



AMD001 | ESN



Kindly check the actual laminate before finalising as printing colour may differ due to printing limitation.



AMD002 | ECM





AMD003 | ERL




Kindly check the actual laminate before finalizing
as printing colour may differ due to printing limitation.


AMD004 | EFO



Our digital laminates combine the beauty of nature with the precision of technology to create a range of stunning and realistic patterns that will leave you in awe.



AMD005 | ECO




AMD022 | ESN



Kindly check the actual laminate before finalizing as printing colour may differ due to printing limitation.

Bring your imagination to life with our cutting-edge digital laminates that offer endless possibilities for design and creativity.



AMD024 | EZR



Kindly check the actual laminate before finalizing as printing colour may differ due to printing limitation.



AMD027 | EZR



Our digital laminates combine the beauty of nature with the precision of technology to create a range of stunning and realistic patterns that will leave you in awe.



AMD028 | EZR



Kindly check the actual laminate before finalising
as printing colour may differ due to printing limitation.

AMD029 | EZR

