



Greenlam
LAMINATES



Greenlam
LAMINATES

Greenlam
Greenlam
GREEN LAMINATES
WWW.GREENLAM.COM

Greenlam —
Edition
2023 — 2025

Greenlam —
Edition
2023 — 2025

EDITION

2023
2025



Greenlam
LAMINATES

Greenlam is among the world's top 3, Asia's largest and India's No. 1 surfacing solutions company. With its presence in over 100 countries, Greenlam has focused on developing quality products with great passion for innovation. It offers end to end surfacing solutions spread across laminates, compacts, decorative veneers, engineered wooden floors and engineered wooden doors & frames to choose from. With three state-of-the-art manufacturing facilities in the country, it is the first choice of Architects, Interior Designers and Home Owners when it comes to transforming living spaces.

We work in harmony with our environment. Greenlam thinks and acts to save and preserve nature in its pristine form by ethical sourcing of its raw materials from the world over. Coupled with this, the products offered by Greenlam are Greenguard Certified, Anti-virus, Anti-bacterial & Anti-fungal thereby ensuring they are environment friendly and safe to use. With robust network of over 28,000 distributors and dealers across the globe, Greenlam is just a call away to give your spaces a new look



Scan to download
the Price List



Scan to download
the E-Catalogue



ANTI-VIRUS

Greenlam Anti-Virus Laminates are durable, non-porous treated surface that has the potential to retard and kill upto 99.99%** of viruses that comes in contact with it. Now proven effective against SARS CoV-2* virus making it world's 1st COVID - 19 resistant laminate.



ANTI-BACTERIAL

The entire range of Greenlam laminates has been treated with high-efficacy anti-microbial agents. These agents can curb the growth of nearly 99.99%*** of harmful bacteria.



NSF CERTIFICATION

Greenlam is the only brand in Asia to hold an NSF (National Sanitation Foundation) Certification for High Pressure Laminate. All our products are certified as safe to be used on food-surfacing equipments such as work-tops & non-work tops.



HEALTH & ENVIRONMENT CERTIFICATION

Apart from GREENGUARD Standard and GREENLABEL Singapore, Greenlam holds the GREENGUARD GOLD certification as well. This means that our laminates have minimal emission of TVOC (Total Volatile Organic Compounds), and are suitable for use in environments such as school where children spend significant periods of time. Greenlam products are also FSC® certified. Ask for our FSC® Certified products.

Disclaimer:

* As per the test report SARS Cov-2 virus gets more than 99% retarded after 45 mins of the contact*

** As per the test report virus gets 99.99% retarded in 24 hours of contact*

*** As per test report bacteria gets 99.99% retarded after 24 hours of contact*



10 YEAR WARRANTY

Greenlam offers 10 year warranty on all products against any manufacturing defect.



FIRE RETARDANT

Greenlam laminates hold the highest standard of fire resistance. Not only is it Class '0' rated, our laminates holds the best certification of Bs1d0, which proves that the smoke production is at the minimal and there are 9 flaming droplets in case of fire. Last but not the least, our laminates not only withstand the fire, it even helps to extinguish the fire when comes in direct contact with thermal attack.



30 YEARS OF EXCELLENCE

Greenlam has won various prestigious awards including Delhi's Best Employer Brand Award, Largest Exporter of Laminates, Expert's Choice Award, Power Brands, Master Brand, 100 most Valuable Brands among many others.

PICK YOUR COLOUR. PICK OUR LAMINATE.

Our Colourama app is every Interior Designer's and Architect's go-to app. In just a few seconds, you can turn your inspiration into reality. Simply "click" any photo and select your favourite colour or "pick" any colour from the palette and we "match" it to our laminates. You can also find the complementary laminates and the edgiband suggestion.



DOWNLOAD THE COLOURAMA APP



Anti-Fingerprint Laminates

Say goodbye to fingerprint smudges. The Greenlam AFX collection of laminates is scratch-resistant and can be easily wiped down to remove impurities and grease marks.

AFX

THE DIY SCRATCH TEST.

Go ahead and try this. Take a coin and rub it hard on this surface. Then, simply wipe the surface using melamine sponge and what do you see? **Nothing!**

Greenlam AFX (Anti-Fingerprint laminates) is an ultra-matt finish laminate which has been specially treated to make the surface impression-free, non-porous, scratch-resistant and hydro-repellant, making it effortless to clean away impurities and grease marks.



SCAN TO WATCH
GREENLAM AFX LAMINATES
8 PERFORMANCE TESTS

Sizes	1300 x 3050 mm & 1220 mm x 2440 mm
Thickness	1.0 mm and above
Core	Black, White, Grey & Brown



Anti-fingerprint



Soft Touch



Ultra Matt surface
with low light



Scratch
Resistant



Hygienic



Food-contact
Suitable



Mould Resistant



Easy to clean



Hydro-repellant



Highly resistant
to chemicals

1001 AFX
BLACK X





	A	B	C
1			
	9951 AFX WHITE X	9954 AFX DOVE	9959 AFX VICTORIAN VIOLET
2			
	9952 AFX TITAN	9955 AFX BASALT GREY	9952 AFX EDEN GREY
3			
	9957 AFX COUNTRY BLUE	9953 AFX ANTHRACITE	9950 AFX TWILIGHT BLUE
4			
	9959 AFX SEA VEILED GREEN	9956 AFX COFFEE BEAN	9951 AFX BLACK X

Remarkably elegant and premium Satin Collection. Its texture and feel evoke a sense of true luxury. What makes this collection truly special is its exclusive range of designs that are sure to add excitement to your interiors and leave you enthralled. Available in Woods, Patterns and Colours, these designs are the perfect way to make any surface look niche and premium. One touch of its silky and super matt finish, and you will agree there is simply no match to its captivating design and feel.

SATIN

Sizes 1220 x 2440 mm

Thickness 1.0 mm

Recommended Applications Wardrobe, Wall paneling, Premium furniture & fixtures for residential and commercial spaces.



Soft Touch



Super Matt surface with low light



Scratch Resistant



Hygienic



Food-contact Suitable



Mould Resistant



Easy to clean



<p>A</p> 	<p>B</p> 	<p>C</p> 	<p>A</p> 	<p>B</p> 	<p>C</p> 
<p>1</p> <p>309 SAT  ZEPHYR BLUE </p>		<p>291 SAT  ELECTRIC BLUE </p>	<p>1</p> <p>361 SAT  GOLF GREEN </p>		<p>348 SAT  LEAF GREEN </p>
<p>2</p> <p>297 SAT  BLUE GALAXY </p>		<p>454 SAT  PURPLE </p>	<p>2</p> <p>346 SAT  DARK GREEN </p>		<p>467 SAT  MIFWARD </p>
<p>3</p> <p>292 SAT  CELESTIAL BLUE </p>	<p>296 SAT  FOG </p>	<p>452 SAT  PLUM </p>	<p>3</p> <p>290 SAT  GRASS GREEN </p>	<p>244 SAT  GREEN PEPPER </p>	<p>944 SAT  EMERALD </p>
<p>4</p>			<p>4</p>		





5186 SAT  SANGAREH TERACOTTA



5187 SAT  SANGAREH PEARL



5188 SAT  VISCONTI



5179 SAT  SANDSTONE EDGE



5180 SAT  SANDSTONE GREY







9584 SAT
ATHENA



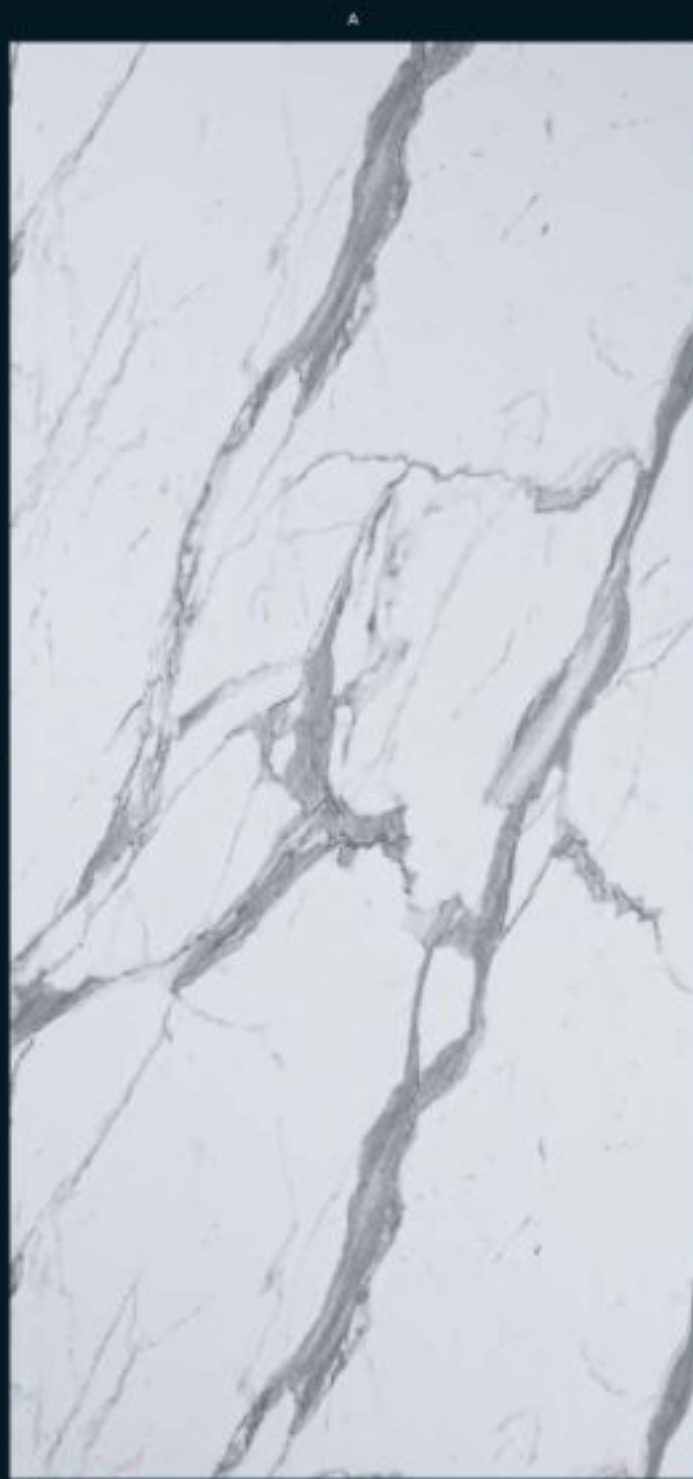
9572 SAT
GREY MARQUINA



9582 SAT
TORINO GREY



9581 SAT
TORINO PEARL



9574 SAT
STATUARIO



9586 SAT
OLYMPIA



A



S175 SAT SATIN WALNUT



A



S182 SAT SATELLO GRAY



B



S182 SAT LOUISIANA OAK



A



5349 SAT AUSTIN WALNUT



B



5375 SAT TEXAS FICUS



A



796 SAT RICH WALNUT



B



9275 SAT ESOTERIC OAK



2



5330 SAT NORDIC WALNUT



5183 SAT CHELSEA CHESTNUT ANTHRACITE



A



B



A



B



S379 SAT  MANOR



S343 SAT  LERO SAF



S377 SAT  DANDY WOOD TALUPE






S378 SAT  DANDY WOOD ANTHRACITE




This exclusive range of laminates are infused with colour; not just on the surface but right down to its core. Unicore laminates are sturdy, more durable and absolutely void of dark edges.

UNICORE

Sizes	1220 x 2440 mm
Thickness	1,0 mm
Textures	HD Gloss, Super Gloss, Suede

-  Abrasion Resistant
-  Anti-Bacterial
-  Heat Resistant
-  Scratch Resistant
-  Stain Resistant
-  No Dark Edges



All designs are also available in 5GL texture

HD GLOSS

Greenlam HD Gloss has been developed with the most advanced technology to create the best-in-class Gloss. Resistant to MAR, scratches and abrasion, these premium laminates are sturdier & highly durable than any other standard gloss laminates.

Sizes 1220 x 2440 mm

Thickness 1.0 mm

Recommended Applications Kitchen Shutter, Wardrobe, Table Top Reception/Retail counter and Restaurant/Bar area.



MAR Resistant



Abrasion Resistant



Anti-Bacterial



Heat Resistant



Scratch Resistant



Impact Resistant



Stain Resistant



Superior Gloss Level



A



S335 HDG
OSLO



A



S336 HDG
TANZO WOOD



B



S334 HDG
NOFERO ACACIA



AVAILABLE WITH PEEL COAT

AVAILABLE WITH PEEL COAT

A



B



A



B



5062 HDG
LOUISIANA OAK



5333 HDG
NORDIC WALNUT



5362 HDG
CHELSEA CHESTNUT BROWN



5375 HDG
ASPEN OAK



AVAILABLE WITH PEEL COAT

AVAILABLE WITH PEEL COAT

A



777 HDG
SUMATRA TEAK
● ■

B



606 HDG
AMERICAN WALNUT
● ■

C



881 HDG
CHERRY SETA
● ■

A



838 HDG
AUSTIN WALNUT
● ■

B



876 HDG
TEXAS RODEO
● ■

C



888 HDG
BLACK FOREST
● ■

2



837 HDG
MALAY TEAK
● ■



749 HDG
SAPELE
● ■

2



824 HDG
SAMARA OAK
● ■

3



883 HDG
SOUTHERN OAK
● ■

3



823 HDG
HORIZONTAL SANTOS
● ■



782 HDG
MAKASSAR WOOD
● ■

AVAILABLE WITH PEEL COAT

AVAILABLE WITH PEEL COAT

A



B



A



B



AVAILABLE WITH PEEL COAT

SS94 HDG
CLYNEPIA



SS72 HDG
GREY MARQUINA



SS71 HDG
CREME MARQUINA



SS98 HDG
SANGANER TEPPACOTTA












AVAILABLE WITH PEEL COAT















AVAILABLE WITH PEEL COAT



AVAILABLE WITH PEEL COAT

	A	B	C
1			
	<p>467 HDG MERMAID</p> 	<p>364 HDG EMERALD</p> 	
2			
	<p>367 HDG DIVINE YELLOW</p> 	<p>251 HDG BRIGHT GREEN</p> 	<p>291 HDG ELECTRIC BLUE</p> 
3			
		<p>317 HDG LIGHT ORANGE</p> 	<p>137 HDG MUSTARD</p> 

AVAILABLE WITH PEEL COAT

	A	B
1		
	<p>391 HDG MAROON</p> 	<p>173 HDG BARBIE PINK</p> 
2		
		<p>488 HDG NOIR CURRENT</p> 
3		
	<p>204 HDG RED DYNASTY</p> 	
4		
	<p>138 HDG TERRACOTTA</p> 	<p>466 HDG DARK ORANGE</p> 

AVAILABLE WITH PEEL COAT

WOODS

The beauty of well defined wood grains will never go out of style. From quiet minimalism to bold masculinity, the secret of our ultra-realistic wood laminates lies in the precise colour tones and three-dimensional surface designs. Backed by our experience and knowledge in wood veneers, we are able to achieve the unique veneer look that give our laminates their distinct wood lines, swirls, knots and cathedrals.

A



069 SUD
SULPHUR SPRING



A



068 SUD
SULPHUR SPRING



B



066 SUD
BRISTLECONE PINE



067 SUD
WHITE LARCH



A



B



S384 SUD
LDO PINE



A



B



S416 SAN
GLACIER



S384 ARA
LDO PINE



S381 HSC
EUCALYPTUS GLOW



S371 SUD
CABANA WOOD



S384 SUD
CLEAR SPLENDOR







5423 SUD
BANCA ROSELBA




5328 SUD
BISCOTTI



668 SUD
CROSSFIRE WHITE



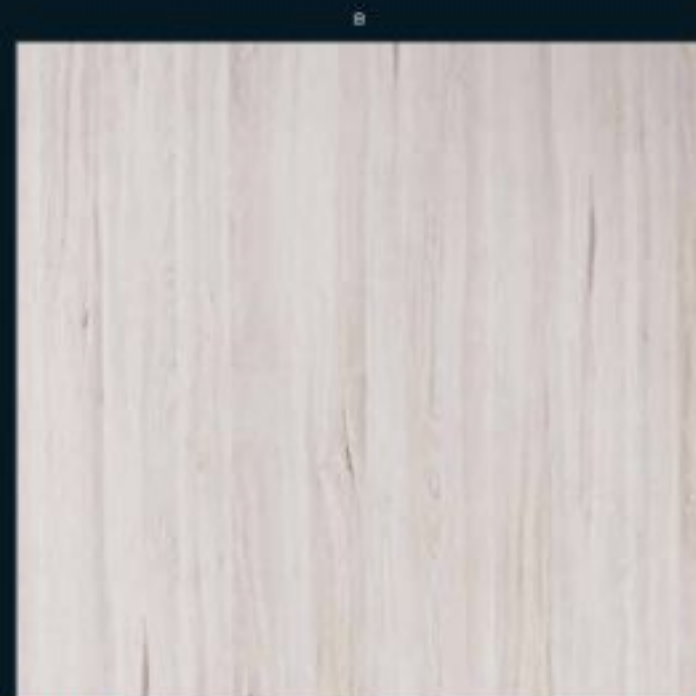
5031 SUD
CLASSIC CREAM



750 SUD
WHITE BEECH



5091 APA
ORGO



5091 SUD
ORGO



682 SUD
HLAND FINE



WOODS HORIZONTAL



WOODS HORIZONTAL





718 SUD
SILVER MAPLE



9079 SUD
LUCCENT ELM



718 SUD
CHERRY



5318 SUD
WHITE ASH



5401 SAN
ARGENT ELM



774 SUD
MUNICH ACACIA



5345 SUD
NOCE ELEGANTE



5431 SUD
SWEET ALMOND



A



S377 SUD
DANCY WOOD TAUPE



A



S372 SUD
GREY MAGIC



B



S372 TRC
GREY MAGIC





5332 SAN ITALIAN BEECH



5395 RUD CHARLESTON



5327 RUD CHIARO



5432 SAN CONSTRUCT OAK



5387 RUD RUPTURED OAK



5316 RUD OAK RADIANCE



5438 RUD HONEY ASH

A



084 TRC
NORDIC ACACIA



B



084 SUD
NORDIC ACACIA



084 SUD
URBAN OAK



A



084 ARA
URBAN OAK






5347 SAN BLONDE WOOD

5347 SUD BLONDE WOOD

5348 AFA ECLIPSE ASH

5348 SUD ECLIPSE ASH



738 SUD OAK


737 SUD FIGURED SYCAMORE

778 SUD DOUGLAS FIR



5382 SUD LOUISIANA OAK

5381 SUD CHELSEA CHESTNUT NATURAL





583 SUD GOLDEN MAPLE

585 SUD SWISS PEAR

5381 TRC CHELSEA CHESTNUT NATURAL





5302 SUD  **MOOREN OAK** 




5303 SAN  **MOOREN OAK** 





5308 SAN  **STEAMED BOUHLÉ** 




5304 SUD  **STEAMED BOUHLÉ** 



5003 SUD  **PHILIPPINE TEAK** 



5306 SUD  **REPT OAK** 



5011 SUD  **SABANA WOOD** 



5053 SUD  **FRESH PINE** 

A

B

A

B



5330 ARA
NORDIC WALNUT



5333 SUD
NORDIC WALNUT



5375 HSC
PURE EUCALYPTUS



5375 TRC
SATIRINO WALNUT



5425 SUD
TOASTED WALNUT




5375 SUD
SATIRINO WALNUT



A

B



906 SUD
RAYANA TEAK



743 SUD
GOLDEN ANTIQUE



A

B

C

D



806 SUD
MIRANA BROWN



511 SUD
CALIFORNIA ASH



732 SUD
ZEERANO



5326 SUD
BIJEN WALNUT



5314 SUD
LEAFY AC SURFING




5346 SUD
TANGO WOOD



5335 SUD
BANDUNG TEAK





879 SUD
HORSE CHESTNUT




805 SUD
MAHOGANY



749 SUD
SAPELE



9943 SUD
SCARLET SYCAMORE



881 SUD
CHERRY SETA



745 HSC
JAVA ANTIQUE



745 SUD
JAVA ANTIQUE



883 SUD
VANCOUVER MAPLE





492 SUD WILD CHERRY
 495 SUD SAVERIAN BEECH
 493 SUD SUNSET BEECH



499 SUD BURMA TEAK
 497 SUD THAI TEAK
 711 SUD SIAM TEAK
 497 SUD MALAY TEAK



501 SUD SNUFF ELM
 507 SUD NEOTERIC OAK
 504 SUD LORRAINE WALNUT
 509 SUD CINDER
 508 SUD AMERICAN WALNUT
 5018 SUD BROOKS WALNUT
 509 SUD OAK FIGURE




534 DLM CANYON WALNUT
 534 SUD CANYON WALNUT
 504 SUD ORNATE PRUNE



9094 SUD
GLACED WALNUT BARK





788 SUD
RICH WALNUT

731 SUD
WENGE




788 SUD
REAL EBONY

9095 HSC
CAFE PRUNE




9095 SUD
CAFE PRUNE




9093 SUD
SOUTHERN OAK




9343 APA
LINO SAP




9343 SUD
LINO SAP




9090 SUD
LINER OAK



A



3329 OLM
CREST OAK



B



3329 SUD
CREST OAK



3315 SUD
SAMANA MIST



A



3379 SUD
MANOR



B



391 SUD
MILWAUKEE WALNUT



3376 SUD
TEXAS RODEO



C



3312 SUD
CLIFED ASH



A



5433 SAN
IDEAL OAK



A



5382 TRC
CHELSEA CHESTNUT BROWN



B



5382 SUD
CHELSEA CHESTNUT BROWN



C



778 SUD
JAKARTA TEAK



2



5374 SUD
COTTAGE OAK



793 SUD
ANTIQUE OAK



5348 ARA
AUSTIN WALNUT



5349 SUD
AUSTIN WALNUT





5357 SUD
ARIZONA GREY



5373 ARA
ASPEN OAK



5373 SUD
ASPEN OAK



5420 SUD
AUTUMN ELM



5422 SUD
AVIGNON GREY



5340 SUD
BIRCH PINE



5036 SUD
COCA ICING



5378 SUD
DANDY WOOD ANTHRACITE





5380 TRC  BLACK FOREST 



5383 TRC  CHELSEA CHESTNUT ANTHRACITE 



5383 SUD CHELSEA CHESTNUT ANTHRACITE 



5380 SUD BLACK FOREST 



782 SUD MANASSAR WOOD 



5330 SUD SMOKED MHOOGANY 

A



S076 SUD
ESOTERIC OAK



A



S350 SUD
BLACK MIRAGE



B



S331 SUD
MIDNIGHT ACACIA





PATTERNS

With a wide range of patterns and textures, our laminates have been designed for every possibility. This ranges from naturally occurring stones like marble and granite to man-made materials like textiles and concrete. All the patterns on Greenlam laminates are the result of the layer of decor paper that is infused on the laminate. With our advanced printing technology, we are able to mimic the finest details of the materials we replicate, resulting in ultra-realistic surfaces that are almost indistinguishable from the original.

A



006 JUP 
SARACENA TERRAZZETTA



A



007 JUP 
SARACENA PIANO



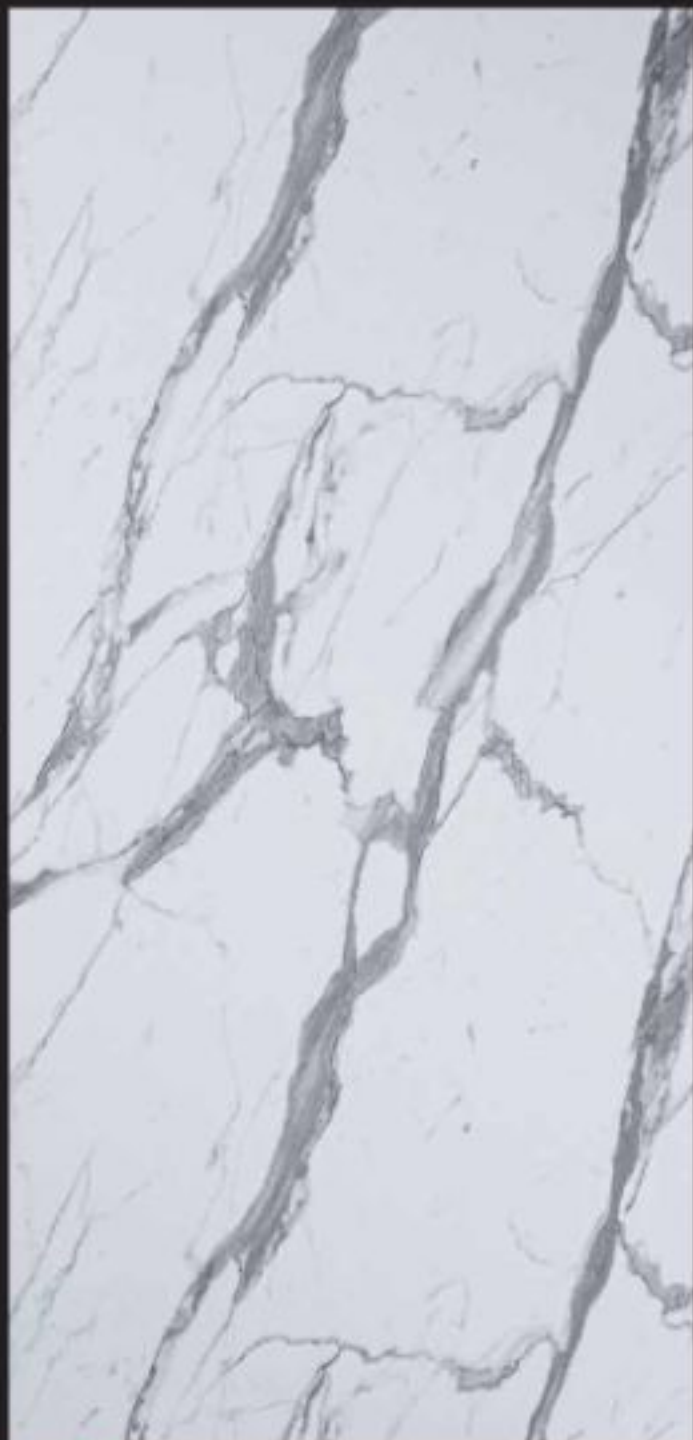
B



008 JUP 
SCALA 01001



A



0074 JLP
STACIA



B



0066 JLP
SPECTRA




A



0060 JLP
MAGNET



B



0061 JLP
TERRAZZO



0062 JLP
TERRAZZO



A



554 STN
CLUBS



B



555 STN
SCALE GREY



A



5616 STN
URBAN CONCRETE



B



5573 STN
TAN&D MARQUINA



5572 STN
GREY MARQUINA





5571 STN  CRÈME MARQUINA



5579 SUD SANDSTONE BEIGE



5579 STN  SANDSTONE BEIGE



5583 SUD VISCONTI



5581 SUD TORINO PEARL



5582 SUD TORINO GREY



A

B



5580 SUD
SANDSTONE GREY



5580 STN
SANDSTONE GREY



A

B

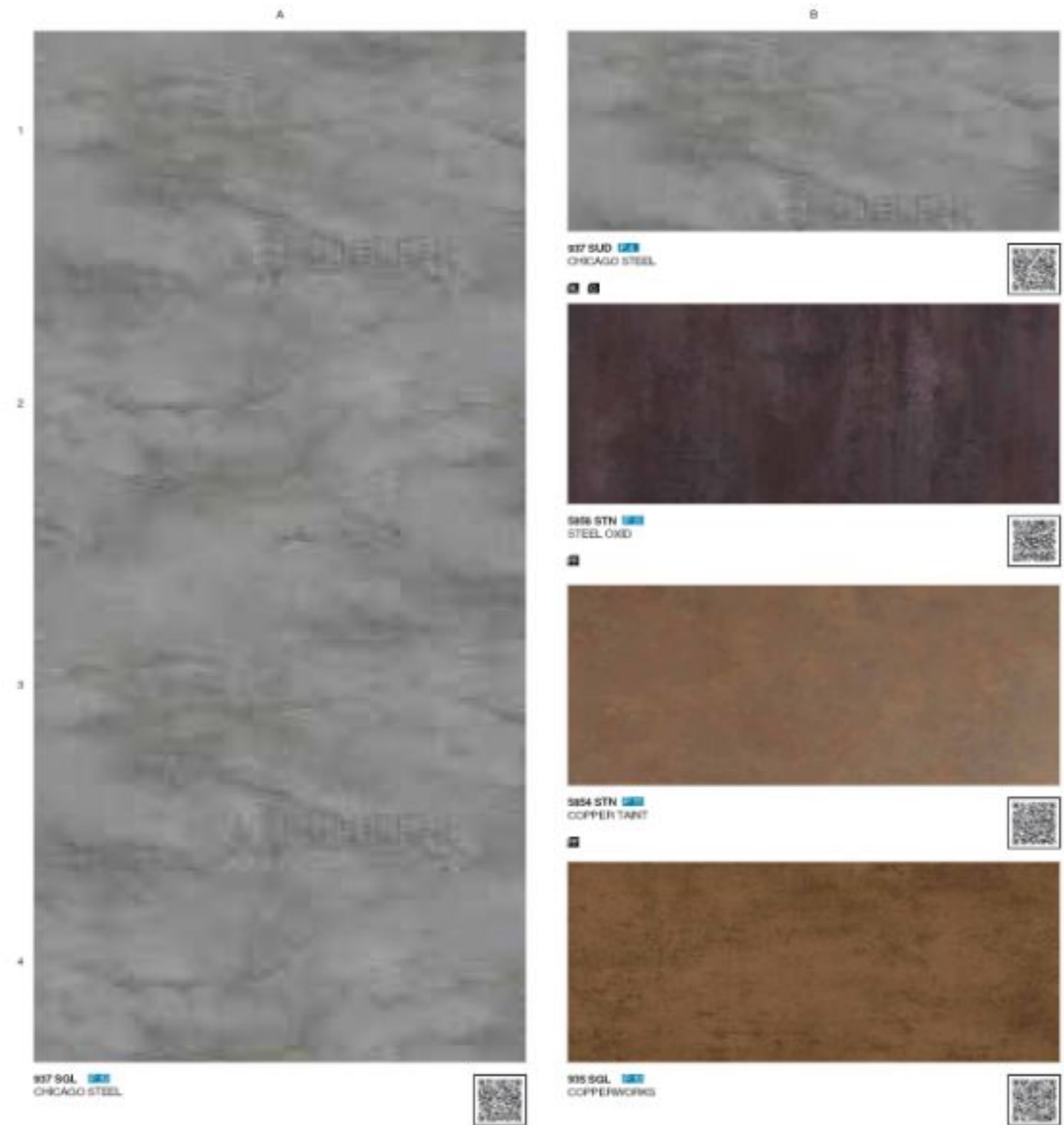
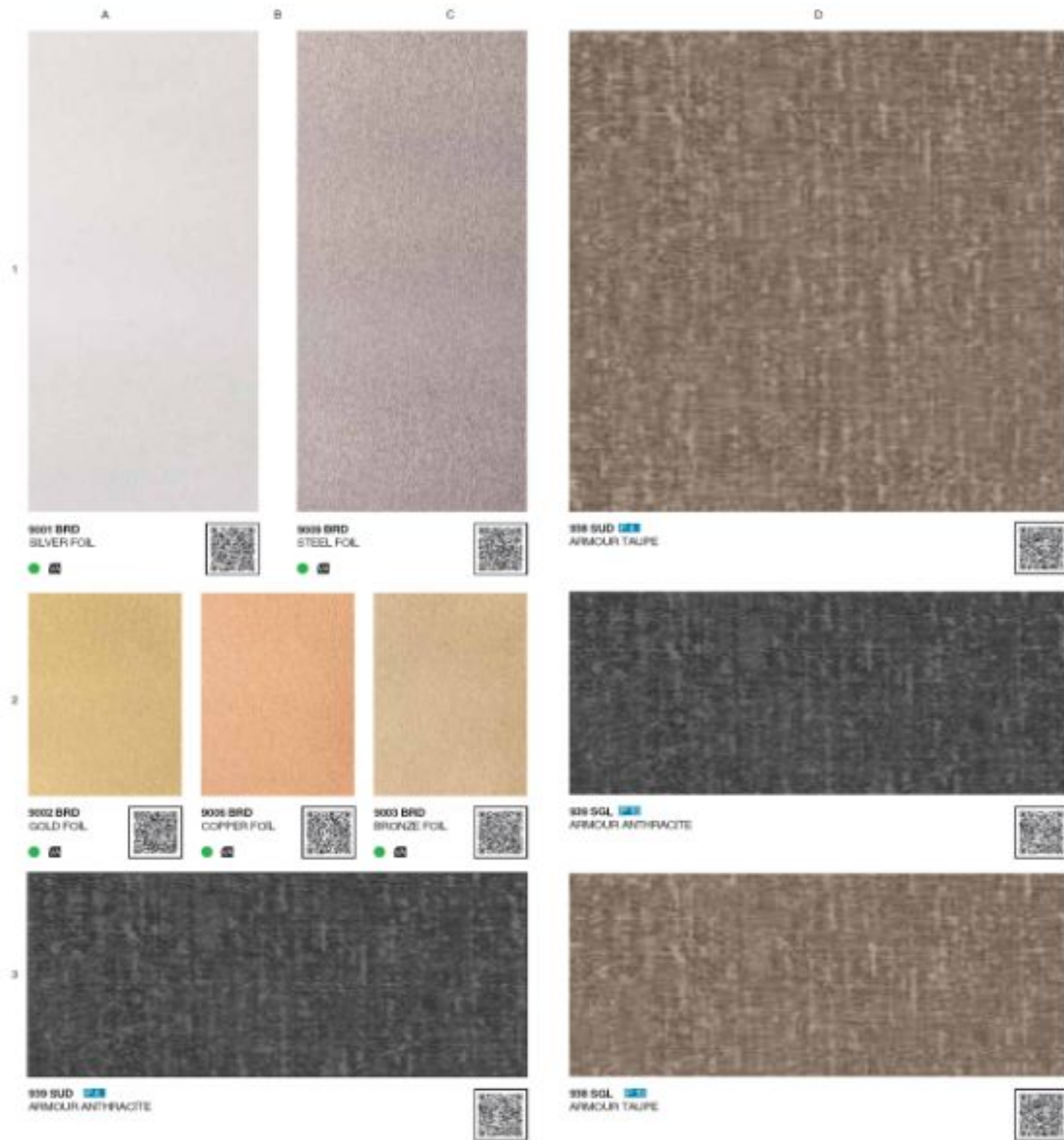


5618 SRA
EQUADOR WHITE




5605 SRA
EUCLID GREY






A



5593 TXM KOTAK
KOTA RUST




A



5592 TXM KOTAK
KOTA SAGE
























B




5591 TXM KOTAK
KOTA PELAPIL



	A	B
1		
	<p>5591 SUD  KOTA PEARL</p> 	<p>5596 SUD CLEAR MESH</p>  
2		
	<p>5593 SUD  KOTA SAIGE</p> 	<p>5598 SUD EARTHEN MESH</p>  
3		
	<p>5595 SUD  KOTA RUST</p> 	<p>5567 SUD GREY MESH</p>  
4		
	<p>5570 SUD SPICAZZ MESH</p>  	<p>5598 SUD SACKY MESH</p>  

	A	B
1		
	<p>503 SUD MOD TWINE</p>  	<p>503 TXM MOD TWINE</p> 
2		
	<p>504 SUD EARTHY ELITE</p>  	<p>504 TXM EARTHY ELITE</p> 
3		
	<p>505 SUD LVD ECSTASY</p>  	<p>505 TXM LVD ECSTASY</p> 
4		
	<p>5601 TXM  WOVEN ASH GREY</p> 	<p>5602 TXM  WOVEN ANTHRACITE</p> 


A



946 PWR
CLUSTEN




B



946 PWR
BLACK SEA PEARL



A



946 SUD
SHELL



B



946 SUD
BLACK SEA PEARL



2



946 SUD
METALINE GREY




946 SUD
PEARLSOFT GREY



A


B



928 SPD
METALINE



929 SPD
META SILVER



A

B



930 SPK
GLUSTEN



931 SPK
SHAMER



B



932 SPK
GLAMDY



933 SPK
GLITTER



COLOURS

Choose from the entire spectrum of colours that range from pretty pastels to electric hues. Our collection also offers different finishes that cater to your specific design, this includes high-gloss finishes, suede textures and metallic pearl finishes.



COLOURS

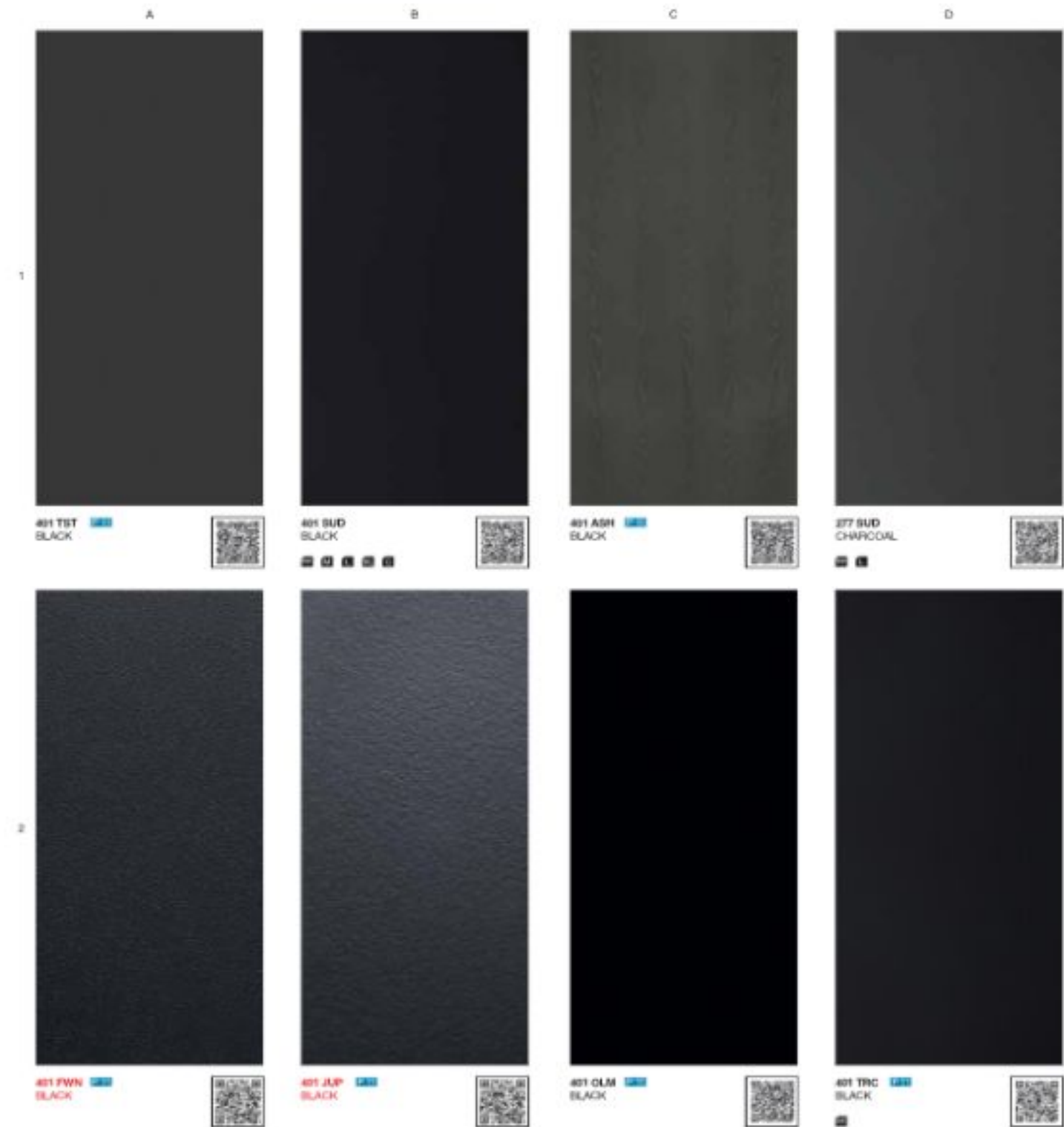
A		B		C		D		E	
				<p>111 SUD DESIGNER WHITE</p>		<p>101 SUD WHITE</p>		<p>103 SUD SNOWY WHITE</p>	
				<p>108 SUD ABSOLUTE WHITE</p>		<p>107 SUD WOOL</p>		<p>107 TST WOOL</p>	
<p>107 FWN WOOL</p>		<p>107 STC WOOL</p>		<p>107 ASH WOOL</p>		<p>107 OLM WOOL</p>			

COLOURS

EXCLUSIVELY AVAILABLE WITH GREENLAM



COLOURS



COLOURS

EXCLUSIVELY AVAILABLE WITH GREENLAM



COLOURS



COLOURS

EXCLUSIVELY AVAILABLE WITH GREENLAM



COLOURS




COLOURS

EXCLUSIVELY AVAILABLE WITH GREENLAM



COLOURS





COLOURS RECAP

	A	B	C
1			101 SUD WHITE
2	124 SUD MYSONE IVORY	152 SUD ALMOND	133 SUD MOON STONE
3	121 SUD IVORY	125 SUD SAND	141 SUD BEIGE
4	145 SUD DOESKIN	136 SUD MUSHROOM	144 SUD BROWN
5	174 SUD POWDER PINK	189 SUD ROSE PINK	205 SUD BRICK
6	339 SUD CREAM YELLOW	207 SUD DIVINE YELLOW	208 SUD MANGO
7	347 SUD DUTCH GREEN	229 SUD YELLOW	257 SUD OLIVE
8	386 SUD LAGOON	243 SUD SEA GREEN	248 SUD LEAF GREEN
9	234 SUD STORM	295 SUD AZUR	282 SUD LIGHT BLUE
10	172 SUD LIGHT PINK	168 SUD PINK	171 SUD ALMOND PINK

	A	B	C	D	E	F	G
1	111 SUD DESIGNER WHITE	108 SUD ABSOLUTE WHITE	107 SUD WOOL	103 SUD SNOW WHITE	271 SUD LIGHT GREY	276 SUD SILVER GREY	287 SUD BLUSH GREY
2	148 SUD TEAL SAND	132 SUD CYCLONE	275 SUD PEARL GREY	282 SUD GREY	273 SUD SKY GREY	272 SUD CLOUD	288 SUD DUST
3	285 SUD GREY SAND	163 SUD BAY	485 SUD LONDON GREY	286 SUD ASH GREY	261 SUD DARK GREY	277 SUD CHARCOAL	401 SUD BLACK
4	276 SUD PERLE	134 SUD MUD ASH	146 SUD OATMEAL	289 SUD SADD	274 SUD PINE NUT	182 SUD DARK	181 SUD CHOCOLATE
5	185 SUD LIGHT RED	138 SUD TERRACOTTA	147 SUD CAFE	201 SUD MAROON	486 SUD DARK CHERRY	458 SUD NOR CURRENT	452 SUD PLUM
6	217 SUD LIGHT ORANGE	213 SUD ORANGE	204 SUD RED DYNASTY	280 SUD RED	219 SUD DULL PINK	173 SUD BARBE PINK	181 SUD HOT PINK
7	246 SUD PISTA	137 SUD MUSTARD	361 SUD GOLF GREEN	259 SUD LIME	251 SUD BRIGHT GREEN	241 SUD KIWI GREEN	250 SUD GRASS GREEN
8	487 SUD MERMAID	244 SUD GREEN PEPPER	245 SUD DARK GREEN	384 SUD EMERALD	463 SUD PACIFIC	266 SUD AQUA GREEN	282 SUD CELESTIAL BLUE
9	284 SUD OZONE	303 SUD ZEPHYR BLUE	304 SUD BLUE BELL	291 SUD ELECTRIC BLUE	283 SUD SKY BLUE	262 SUD NAGAPA	256 SUD FOG
10	481 SUD LAVENDER	285 SUD LILAC	454 SUD PURPLE	306 SUD ROBIN BLUE	280 SUD BLUE	297 SUD BLUE GALAXY	281 SUD NAVY BLUE


TEXTURES

Choose from the entire spectrum of colours that range from pretty pastels to electric hues. Our collection also offers different finishes that cater to your specific design, this includes high-gloss finishes, suede textures and metallic pearl finishes.

TEXTURES

EXCLUSIVELY AVAILABLE WITH GREENLAM

TEXTURES




401 AFX BLACK 401 ARA BLACK 401 ASH BLACK 401 BRD BLACK



401 FWN BLACK 401 HDG BLACK 401 HSC BLACK 401 JUP BLACK



401 NLT BLACK 401 OLM BLACK 401 SAN BLACK 401 SAT BLACK



401 SGL BLACK 401 SPK BLACK 401 SRA BLACK 401 STC BLACK



401 STN BLACK 401 SUD BLACK 401 SY1 BLACK 401 SY2 BLACK



401 TRC BLACK 401 TST BLACK 401 TXM BLACK 401 YRB BLACK

DNumber	Finish	Design Name	Page	Row	Column	P	D	M	L	XL	C	Edgband (Ref)	Edgband (ID)
101	SGL	White	58	1	A	PF	-	-	L	-	-	75729	1001
101	SGD	White	136	1	D	PF	D	M	L	-	-	75729	1001
101	HOG	White	41	1	A	PF	-	-	-	-	-	75729	1001
103	SUD	Snow White	136	1	E	PF	-	-	-	-	-	75448	1001
107	FWN	Wool	136	3	A	PF	-	-	-	-	-	110207	1000
107	JUP	Wool	136	1	A	PF	-	-	-	-	-	110207	1000
107	SAT	Wool	17	1	E	-	-	-	-	-	-	110207	1000
107	SGL	Wool	59	1	B	PF	-	-	L	-	-	110207	1000
107	STC	Wool	136	3	B	PF	-	-	-	-	-	110207	1000
107	ASH	Wool	136	3	C	-	-	-	-	-	-	110207	1000
107	TST	Wool	136	2	E	-	-	-	-	-	-	110207	1000
107	CLM	Wool	136	3	D	-	-	-	-	-	-	110207	1000
107	SGD	Wool	136	3	D	PF	D	M	L	-	-	110207	1000
107	HOG	Wool	41	1	B	PF	-	-	-	-	-	110207	1000
108	SGD	Absolute White	136	2	C	PF	-	-	-	-	-	75729	-
111	SAT	Designer White	17	1	A	-	-	-	-	-	-	110223	-
111	SGD	Designer White	136	1	C	PF	-	-	L	XL	C	110223	-
121	SGD	Ivory	144	1	C	PF	-	-	L	XL	C	75713	-
124	SAT	Mysons Ivory	17	1	C	-	-	-	-	-	-	110176	1020
124	SGL	Mysons Ivory	59	1	C	PF	-	-	L	-	-	110176	1020
124	SGD	Mysons Ivory	144	1	A	PF	D	M	L	XL	C	110176	1020
124	HOG	Mysons Ivory	41	1	C	PF	-	-	-	-	-	110176	1020
125	SGD	Sand	144	3	A	PF	-	-	-	-	-	110251	-
132	HOG	Cyclone	41	3	D	PF	-	-	-	-	-	110112	-
132	SAT	Cyclone	17	1	D	-	-	-	-	-	-	110112	-
132	SGD	Cyclone	144	2	B	PF	D	M	L	XL	C	110112	-
133	SGD	Moon Stone	144	3	D	PF	D	M	L	XL	C	75716	-
134	NLT	Mud Ash	143	3	D	-	-	-	-	-	-	110252	-
134	SGD	Mud Ash	143	2	D	PF	-	-	-	XL	C	110252	-
136	SGD	Mushrooms	143	2	C	PF	-	-	-	-	-	110126	1013
137	SAT	Mustard	18	4	C	-	-	-	-	-	-	110127	-
137	SGD	Mustard	142	2	A	PF	-	M	-	-	-	110127	-
137	HOG	Mustard	43	3	C	PF	-	-	-	-	-	110127	-
138	SAT	Tanacosta	18	4	D	-	-	-	-	-	-	110126	-
138	SGD	Tanacosta	143	2	D	PF	-	M	-	XL	C	110126	-
138	HOG	Tanacosta	44	3	A	PF	-	-	-	-	-	110126	-
141	TST	Beige	143	3	B	-	-	-	-	-	-	110179	-
141	SGD	Beige	143	1	C	PF	D	M	L	XL	C	110179	-
141	HOG	Beige	42	2	A	PF	-	-	-	-	-	110179	-
144	SGD	Brown	142	1	B	PF	-	-	-	-	-	110253	-
145	SGD	Doobin	142	1	A	PF	-	-	-	-	-	110254	-
146	FWN	Oatmeal	143	1	D	PF	-	-	-	-	-	75430	1011
146	SAT	Oatmeal	17	3	B	-	-	-	-	-	-	75435	1021
146	SGD	Oatmeal	143	1	C	PF	-	M	-	-	-	75435	1021
146	HOG	Oatmeal	42	2	B	PF	-	-	-	-	-	75435	1021
147	SGD	Cafe	142	2	B	PF	-	-	-	-	-	75752	-
148	NLT	Total Sand	143	3	A	-	-	-	-	-	-	75449	-
148	SGL	Total Sand	59	1	D	PF	-	-	-	-	-	75449	-
148	SGD	Total Sand	143	1	D	PF	-	-	-	-	-	75449	-
152	NLT	Almond	144	1	D	-	-	-	-	-	-	110143	1020
152	SGD	Almond	144	1	B	PF	D	M	-	-	-	110143	1020
161	SGD	Hot Pink	144	3	A	PF	-	-	L	-	-	110256	-
163	JUP	Bay	143	1	A	PF	-	-	-	-	-	110243	1013
163	HOG	Bay	42	2	C	PF	-	-	-	-	-	110243	1013
163	SGD	Bay	143	1	E	PF	-	-	L	-	-	110243	-
165	SGD	Light Pink	145	2	E	PF	-	-	-	-	-	110146	-
168	SGD	Pink	145	1	B	PF	-	-	-	-	-	110172	-
169	SGD	Rose Pink	145	1	E	PF	-	-	-	-	-	110257	-
171	SGD	Almond Pink	145	1	D	PF	-	-	-	-	-	110205	-
172	SGD	Light Pink	145	1	C	PF	-	-	-	-	-	110205	-
173	SAT	Barbie Pink	18	3	B	-	-	-	-	-	-	75400	1014
173	SGD	Barbie Pink	145	2	C	PF	-	-	L	XL	C	75400	1014
173	HOG	Barbie Pink	44	1	B	PF	-	-	-	-	-	75400	1014
174	HOG	Powder Pink	41	3	C	PF	-	-	-	-	-	110172	1020
174	SGD	Powder Pink	145	1	A	PF	-	-	-	-	-	110172	1020
174	SAT	Powder Pink	18	1	A	-	-	-	-	-	-	110172	1020
181	SAT	Chocolata	17	3	C	-	-	-	-	-	-	75758	-
181	SGD	Chocolata	142	2	C	PF	-	M	L	-	-	75758	-
181	HOG	Chocolata	42	2	D	PF	-	-	-	-	-	75758	-
182	JUP	Bark	137	3	A	PF	-	-	-	-	-	110151	1025
182	HOG	Bark	42	1	A	PF	-	-	-	-	-	110151	1025
182	SGD	Bark	137	4	A	PF	-	-	-	-	-	110151	1025
201	FWN	Maroon	146	4	B	PF	-	-	-	-	-	110131	1030
201	SGD	Maroon	146	2	B	PF	-	-	L	XL	C	110131	1030
201	HOG	Maroon	44	11	A	PF	-	-	-	-	-	110131	1030
203	SAT	Red	18	3	D	-	-	-	-	-	-	75436	-
203	SGL	Red	61	1	A	PF	-	-	-	-	-	75436	-
203	SGD	Red	145	3	C	PF	-	-	-	-	-	75436	-

DNumber	Finish	Design Name	Page	Row	Column	P	D	M	L	XL	C	Edgband (Ref)	Edgband (ID)
204	SGD	Red Density	145	3	E	PF	D	M	L	XL	C	75717	1028
204	HOG	Red Density	44	2	A	PF	-	-	-	-	-	75717	1028
205	JUP	Beck	145	3	A	PF	-	-	-	-	-	110210	-
205	SAT	Beck	18	3	C	-	-	-	-	-	-	110210	-
205	SGD	Beck	145	3	B	PF	-	-	-	-	-	110210	-
207	SGD	Diane Yellow	141	1	D	PF	-	-	L	XL	C	110208	-
207	HOG	Diane Yellow	43	3	A	PF	-	-	-	-	-	110208	-
208	SGD	Mango	141	1	E	PF	-	-	-	-	-	110240	-
213	SGD	Orange	142	3	B	PF	-	-	-	-	-	75744	-
217	SAT	Light Orange	18	2	C	-	-	-	-	-	-	110104	-
217	SGL	Light Orange	60	2	A	PF	-	-	L	-	-	110104	-
217	SGD	Light Orange	142	3	A	PF	-	-	L	XL	C	110104	-
217	HOG	Light Orange	43	3	B	PF	-	-	-	-	-	110104	-
219	SGD	Earl Pink	146	1	B	PF	-	-	-	-	-	110241	-
229	SAT	Yellow	18	1	C	-	-	-	-	-	-	75729	1028
229	SGL	Yellow	60	1	B	PF	-	-	L	-	-	75729	1028
229	SGD	Yellow	141	2	C	PF	-	M	L	-	-	75729	1028
230	SGD	Cream Yellow	141	1	C	PF	-	-	-	XL	C	75725	-
241	SGD	Kiss Green	140	2	D	PF	-	-	-	-	-	110148	-
243	HOG	Sea Green	41	3	B	PF	-	-	-	-	-	110263	-
243	STC	Sea Green	140	3	A	PF	-	-	-	-	-	110263	-
243	SGD	Sea Green	140	1	D	PF	-	-	-	-	-	110263	-
244	FWN	Green Pepper	141	1	A	PF	-	-	-	-	-	110211	1022
244	SGD	Green Pepper	141	1	B	PF	-	-	-	-	-	110211	1022
244	SAT	Green Pepper	18	1	B	-	-	-	-	-	-	110211	1022
248	SAT	Dark Green	18	2	A	-	-	-	-	-	-	110261	-
248	SGD	Dark Green	140	4	D	PF	-	-	-	-	-	110261	-
248	SGD	Dark Green	141	3	E	PF	-	-	-	-	-	110179	-
247	SGD	Dutch Green	141	2	D	PF	-	-	L	-	-	110264	-
248	SAT	Leaf Green	18	1	C	-	-	-	-	-	-	110265	-
248	SGD	Leaf Green	140	1	E	PF	-	-	-	-	-	110265	-
250	SAT	Grass Green	18	3	A	-	-	-	-	-	-	110158	-
250	SGD	Grass Green	140	2	E	PF	-	-	-	-	-	110158	-
251	SGD	Bright Green	141	2	E	PF	-	-	-	-	-	110209	-
251	HOG	Bright Green	43	3	B	PF	-	-	-	-	-	110209	-
252	SGL	Olive	60	3	A	PF	-	-	-	-	-	75450	-
252	SGD	Olive	141	3	C	PF	-	L	XL	C	75450	-	
258	SGD	Lite	141	3	A	PF	-	-	L	XL	C	75742	-
260	SGD	Aqua Green	140	2	C	PF	-	-	-	-	-	110246	-
261	SAT	Dark Grey	17	2	D	-	-	-	-	-	-	75745	1020
261	STC	Dark Grey	137	4	C	PF	-	-	-	-	-	75745	1020
261	JUP	Dark Grey	137	4	D	-	-	-	-	-	-	75745	1020
261	SGD	Dark Grey	137	4	E	PF	D	M	L	XL	C	75745	1020
261	HOG	Dark Grey	42	1	C	PF	-	-	-	-	-	75745	1020
262	SGD	Grey	137	1	D	PF	-	-	L	-	-	75753	-
265	SGD	Grey Sand	144	2	C	PF	-	-	-	-	-	75753	-
266	SAT	Ash Grey	17	2	C	-	-	-	-	-	-	75753	1018
266	SGD	Ash Grey	137	3	D	PF	-	-	L	-	-	75753	1018
267	SGD	Bluish Grey	137	2	E	PF	-	-	-	-	-	75756	-
268	SGD	Dust	137	3	C	PF	-	-	L	XL	C	75731	-
268	JUP	Smog	137	2	A</								

BNumber	Finish	Design Name	Page	Row	Column	P	G	M	L	C	Edgeband (Refset)	Edgeband (E)	
5078	SAT	Essex Oak	28	1	B	-	-	-	-	-	480P	-	
5079	SUD	Lucert Elm	77	1	C	PF	-	-	-	-	196P	-	
5079	SGL	Lucert Elm	80	2	B	PF	-	-	-	-	196P	-	
5080	SUD	Pure Elm	84	3	C	PF	-	-	-	-	200P	-	
5080	SGL	Pure Elm	86	1	B	PF	-	-	-	-	200P	-	
5081	SUD	Snuff Elm	88	1	A	PF	-	-	-	-	321P	-	
5081	SGL	Snuff Elm	92	2	C	PF	-	-	-	-	321P	-	
5082	SUD	Louisa Oak	86	1	A	PF	-	M	-	-	237P	-	
5082	SAT	Louisa Oak	24	1	B	-	-	-	-	-	237P	-	
5082	HOG	Louisa Oak	25	1	A	PF	-	-	-	-	237P	-	
5083	SUD	Southern Oak	89	2	C	PF	-	-	-	-	477P	-	
5083	HOG	Southern Oak	27	3	C	PF	-	-	-	-	477P	-	
5085	SUD	Arcana Pearl	68	1	A	PF	-	-	-	-	-	-	
5095	SUD	Arcana Brown	94	2	C	PF	-	-	-	-	1021	-	
5097	SUD	Arcana Gray	105	1	A	PF	-	-	-	-	7570	1005	
5101	HSC	Eucalyptus Green	71	2	B	-	-	-	-	-	502P	-	
5102	HSC	Pine Eucalyptus	91	2	B	-	-	-	-	-	474P	-	
5104	SUD	Clear Splendor	72	2	B	PF	-	-	-	-	11022B	-	
5107	SUD	Regal Oak	82	1	A	PF	-	-	-	-	678P	-	
5108	SUD	RH Oak	30	2	A	PF	-	-	-	-	398P	-	
5109	SUD	Oak Hazelnut	88	2	E	PF	-	-	-	-	-	-	
5110	SUD	White Ash	77	2	B	PF	-	-	-	-	208P	-	
5111	SUD	California Ash	94	1	C	PF	-	-	-	-	281P	2087	
5112	SUD	Crest Ash	102	2	C	PF	-	-	-	-	496P	-	
5113	SUD	Banana Wood	90	2	B	PF	-	-	-	-	-	2089	
5114	SUD	Utahna Banana	94	2	B	PF	-	-	-	-	-	-	
5115	SUD	Banana Mat	103	2	B	PF	-	-	-	-	479P	-	
5116	SUD	Oak Renaissance	82	2	A	PF	-	-	-	-	364P	-	
5126	SUD	Buen Walnut	94	2	A	PF	-	-	-	-	612P	-	
5127	SUD	Cherry	81	2	A	PF	-	-	-	-	716P	-	
5128	SUD	Biscotti	73	1	B	PF	-	-	-	-	372P	-	
5129	OLM	Crest Oak	101	1	A	-	-	-	-	-	178P	-	
5129	SUD	Crest Oak	101	1	B	PF	-	-	-	-	178P	-	
5130	SUD	Smoked Mahogany	106	2	C	PF	-	-	-	-	756P	-	
5131	SUD	Midnight Acacia	110	1	B	PF	-	L	XL	C	844P	-	
5132	SAN	Baldie Birch	81	1	A	-	-	-	-	-	951P	-	
5133	ARA	Nordic Walnut	91	1	A	PF	-	-	-	-	549P	2049	
5133	SUD	Nordic Walnut	91	1	B	PF	-	M	-	XL	C	549P	2049
5133	SAT	Nordic Walnut	25	2	A	-	-	-	-	-	549P	2049	
5133	HOG	Nordic Walnut	26	1	B	PF	-	-	-	-	549P	2049	
5134	OLM	Canyon Walnut	98	3	A	-	-	-	-	-	470P	2090	
5134	SUD	Canyon Walnut	98	3	B	PF	-	-	XL	C	470P	2090	
5134	SGL	Canyon Walnut	60	2	D	PF	-	-	-	-	470P	2090	
5135	SUD	Bardung Teak	94	2	D	-	-	-	-	-	279P	-	
5135	SGL	Bardung Teak	65	2	B	-	-	-	-	-	279P	-	
5137	SUD	Malay Teak	87	2	D	PF	-	-	-	-	409P	-	
5137	HOG	Malay Teak	27	2	A	PF	-	-	-	-	409P	-	
5138	SAN	Steamed Bouche	89	2	A	-	-	-	-	-	882P	-	
5138	SUD	Steamed Bouche	89	2	B	PF	-	L	-	-	882P	-	
5139	SUD	Stratocore Pine	70	1	B	PF	-	-	-	-	272P	-	
5140	SUD	Shon Pine	106	2	B	PF	-	-	-	-	846P	-	
5141	ARA	Liro Sap	100	2	A	PF	-	-	-	-	607P	-	
5141	SUD	Liro Sap	100	2	A	PF	-	-	-	-	607P	-	
5141	SGL	Liro Sap	66	1	C	PF	-	-	-	-	607P	-	
5143	SAT	Liro Sap	27	1	B	-	-	-	-	-	607P	-	
5145	SUD	Nova Elegante	78	2	B	PF	-	-	-	-	502P	2039	
5145	VFB	Nova Elegante	48	1	B	-	-	-	-	-	502P	2039	
5146	ARA	Sioux Ash	81	1	C	PF	-	-	-	-	416P	-	
5146	SUD	Sioux Ash	81	1	D	PF	-	-	-	-	416P	-	
5147	SAN	Bordeaux Wood	81	1	A	PF	-	-	-	-	233P	-	
5147	SUD	Bordeaux Wood	81	1	B	PF	-	-	-	-	233P	-	
5148	SUD	Sharnood Oak	88	3	A	PF	-	-	-	-	508P	-	
5148	VFB	Sharnood Oak	50	1	D	PF	-	-	-	-	508P	-	
5149	ARA	Austin Walnut	104	2	C	PF	-	-	-	-	475P	-	
5149	SUD	Austin Walnut	104	2	D	PF	-	M	-	-	475P	-	
5149	SAT	Austin Walnut	25	1	A	-	-	-	-	-	475P	-	
5149	HOG	Austin Walnut	26	1	A	PF	-	-	-	-	475P	-	
5150	SUD	Black Mirage	110	1	A	PF	-	-	-	-	884P	-	
5150	SGL	Black Mirage	66	2	C	PF	-	-	-	-	884P	-	
5151	SVT	Carroll Elm	55	1	B	-	-	-	-	-	740P	-	
5152	SVT	Perigo Elm	55	2	B	-	-	-	-	-	215P	-	
5153	SVT	Hussar Elm	56	1	A	-	-	-	-	-	507P	-	
5154	SVT	Leon Ash	55	1	A	-	-	-	-	-	546P	-	
5155	SVT	Valencia Ash	56	2	A	-	-	-	-	-	742P	2097	
5156	SVT	Tokyo Ash	56	1	B	-	-	-	-	-	743P	-	
5157	SUD	Caliana Wood	72	1	A	PF	-	-	-	-	486P	-	
5157	SUD	Grey Magic	80	1	A	PF	-	-	-	-	891P	-	
5157	TRC	Grey Magic	80	1	B	PF	-	-	-	-	891P	-	

BNumber	Finish	Design Name	Page	Row	Column	P	G	M	L	C	Edgeband (Refset)	Edgeband (E)
5157	STN	Colona Marguina	118	1	A	PF	-	-	-	-	216P	-
5171	HOG	Colona Marguina	40	1	A	PF	-	-	-	-	216P	-
5172	SAT	Grey Marquina	21	1	B	-	-	-	-	-	206P	-
5172	STN	Grey Marquina	118	2	A	PF	-	-	-	-	206P	-
5173	HOG	Grey Marquina	39	1	B	PF	-	-	-	-	206P	-
5173	STN	Tanned Marguina	118	1	B	PF	-	-	-	-	517P	-
5174	SJE	Shubarti	111	1	A	PF	-	-	-	-	206P	2024
5174	SGL	Shubarti	84	1	C	PF	-	L	-	-	206P	2024
5174	SAT	Shubarti	22	1	A	-	-	-	-	-	206P	2024
5175	SGL	Black Marquis	84	1	A	PF	-	L	-	-	253P	-
5176	SAT	Sandstone Beige	20	2	B	-	-	-	-	-	25705	-
5176	STN	Sandstone Beige	119	2	B	PF	-	-	-	-	25705	-
5176	SUD	Sandstone Beige	119	2	A	PF	-	-	-	-	25705	-
5180	SAT	Sandstone Grey	20	3	B	-	-	-	-	-	101100	-
5180	STN	Sandstone Grey	121	1	B	PF	-	-	-	-	101100	-
5180	SUD	Sandstone Grey	121	1	A	PF	-	-	-	-	101100	-
5181	SJP	Torino Pearl	118	1	B	PF	-	-	-	-	101130	-
5181	SAT	Torino Pearl	21	3	B	-	-	-	-	-	101130	-
5181	SUD	Torino Pearl	120	1	A	PF	-	-	XL	C	101130	-
5182	SJP	Torino Grey	118	2	B	PF	-	-	-	-	75746	-
5182	SAT	Torino Grey	21	2	B	-	-	-	-	-	75746	-
5182	SUD	Torino Grey	120	1	B	PF	-	-	-	-	75746	-
5183	SJP	Viacore	118	1	A	PF	-	-	-	-	101119	-
5183	SAT	Viacore	20	1	B	-	-	-	-	-	101119	-
5183	SGL	Viacore	84	2	C	PF	-	-	-	-	101119	-
5183	SUD	Viacore	119	1	C	PF	-	-	-	-	101119	-
5184	SAT	Athens	21	1	A	-	-	-	-	-	75746	-
5184	SGL	Athens	84	2	A	PF	-	-	-	-	75746	-
5191	SUD	Kola Pearl	127	1	A	PF	-	-	-	-	110146	-
5191	TKM	Kola Pearl	126	1	B	-	-	-	-	-	110146	-
5192	SUD	Kola Sage	127	2	A	PF	-	-	-	-	110265	-
5192	TKM	Kola Sage	126	1	A	-	-	-	-	-	110265	-
5193	SUD	Kola Rust	127	3	A	PF	-	-	-	-	110146	-
5193	TKM	Kola Rust	125	1	A	-	-	-	-	-	110146	-
5194	HOG	Olympia	39	1	A	PF	-	-	-	-	1000000	1004
5194	SAT	Olympia	22	1	B	-	-	-	-	-	1000000	1004
5194	SUD	Olympia	117	1	A	PF	-	-	-	-	1000000	1004
5195	SUD	Scala Grey	117	1	B	PF	-	-	-	-	25703	1004
5195	SJP	Scala Grey	114	1	B	PF	-	-	-	-	25703	1004
5196	SJP	Mantrola	113	1	B	PF	-	-	-	-	25734	1000
5196	SGL	Mantrola	62	1	B	PF	-	-	-	-	25734	1000
5197	SAT	Sangarer Pearl	20	1	A	-	-	-	-	-	110067	1000
5197	SGL	Sangarer Pearl	62	1	A	PF	-	-	-	-	110067	1000
5197	SJP	Sangarer Pearl	114	1	A	PF	-	-	-	-	110067	1000
5198	HOG	Sangarer Temocotta	40	1	B	PF	-	-	-	-	110224	1013
5198	SAT	Sangarer Temocotta	19	1	A	-	-	-	-	-	110224	1013
5198	SJP	Sangarer Temocotta	113	1	A	PF	-	-	-	-	110224	1013
5201	TKM	Woven Ash Grey	128	4	A	-	-	-	-	-	25746	-
5202	TKM	Woven Anthracite	128	4	B	-	-	-	-	-	2581P	-
5205	SRA	Euclo Elm	122	1	B	-	-	-	-	-	110267	-
5214	SGL	Urban Concrete	64	2	B	-	-	-	-	-	110068	-
5214	STN	Urban Concrete	118	1	A	-	-	-	-	-	110068	-
5218	SRA	Espresso White	122	1	A	-	-	-	-	-	110227	-
5256	STN	Copper Teak	124	3	B	PF	-	-	-	-	75738	-
5256	STN	Steel Oak	124	2	B	PF	-	-	-	-	110089	-
5301	BRD	Silver Foil	123	1	A	-	-	-	-	-	-	-
5302	BRD	Gold Foil	123	2	A	-	-	-	-	-	-	-
5303	BRD	Bronze Foil	123	3	C	-	-	-	-	-	-	-
5304	BRD	Copper Foil	123	2	B	-	-	-	-	-	-	-
5309	BRD	Steel Foil	123	1								

SIZE AVAILABILITY IN FINISHES

Finish	Abbreviation	GREENLAM STANDARD (4' X 8')	GREENLAM DOOR SPECIALS (3' X 7')	GREENLAM "M" Range (4' X 10')	GREENLAM "L" Range (4.25' X 10')	GREENLAM "XL" Range (5' X 12')	GREENLAM COMPACT LAMINATES (6' X 12')
AFX	AFX	✓	-	-	✓	-	-
ARIA	ARA	✓	-	-	-	-	-
BRUSHED	BUD	✓	-	-	-	-	-
JUPITER ^{ASD}	JUP	✓	-	-	-	-	-
EDGY ASH	ASH	✓	-	-	-	-	-
FAWN ^{ASD}	FWN	✓	-	-	-	-	-
HANDSCRAPPED	HSC	✓	-	-	-	-	-
HD GLOSS	HDG	✓	-	-	-	-	-
NAPPA LEATHER	NLT	✓	-	-	-	-	-
OLMO	OLM	✓	-	-	-	-	-
SANTHA	SAN	✓	-	-	-	-	-
SATIN	SAT	✓	-	-	-	-	-
SIERRA	SRA	✓	-	-	-	-	-
SPARKLE	SPK	✓	-	-	-	-	-
STONE	STN	✓	-	-	-	-	-
STUCCO	STC	✓	-	✓	-	✓	-
SUEDE	SUD	✓	✓	✓	✓	✓	✓
SUPER GLOSS	SGL	✓	-	-	-	-	-
SYNCHRO	SY1, SY2	✓	-	-	-	-	-
TRACE	TRC	✓	-	-	-	-	-
TECHNO STEEL	TST	✓	-	-	-	-	-
TEXMEX	TXM	✓	-	-	-	-	-
VERACIOUS BARK	VRB	✓	-	✓	-	-	-

Note: All Sample are in Square finish unless mentioned.

① These are specialty laminate and are priced differently.

② Design available in Post Forming grade also.

③ Greenlam Doors Special available in 3' x 7'

④ Design also available in 4' x 10'

⑤ Compact Laminates available in 6' x 12'

⑥ Design also available in 4.25' x 10'

⑦ Design also available in 5' x 12'

⑧ Horizontal Design

⑨ Recommended for Vertical Application

⑩ ^{ASD} ^{ASD} New Design Highlighted in ^{ASD} Colour

LIMITS

Where the products are manufactured to existing standards, the nature of the application procedure is beyond our control. While we are pleased to offer advice, we cannot guarantee the finishing results or adhesion ability for it. All information is provided in good faith but without warranty expressed or implied. The liability of the Contractor is limited to replacement of defective goods only. It is therefore necessary to adhere to any instructions you should download your own tests to evaluate efficacy of the product under the particular condition for its installation.

SIZE

TECHNICAL SPECIFICATION

S.No.	PROPERTIES	TEST STANDARD	UNIT	SPECIFIED VALUES	GREENLAM VALUES	SPECIFIED VALUES	GREENLAM VALUES
1	Classification & Test Protocol	IS 2045-1995		HQS, Thickness 1.0 mm		HQS, Thickness 1.5 mm	
PHYSICAL & DIMENSIONAL PROPERTIES							
2	Nominal Thickness		mm	1.0		1.5	
3	Thickness variation	Clause - 5.3	mm	1.0 ± 0.10	Conforms	1.5 ± 0.15	Conforms
4	Tolerance on Length	Clause - 5.4.6	mm	+10, -0	Conforms	+10, -0	Conforms
5	Tolerance on Width	Clause - 5.4.6	mm	+10, -0	Conforms	+10, -0	Conforms
6	Straightness of edges	Clause - 5.4.7	mm/m	1.5 (max.)	Conforms	1.5 (max.)	Conforms
7	Squareness	Clause - 5.4.8	mm/m	1.5 (max.)	Conforms	1.5 (max.)	Conforms
8	Density	IS 1501:1981-1:2004	kg/m ³	1300 - 1400	Conforms	1300 - 1400	Conforms
9	Dimensional Stability at Elevated Temperatures						
	Longitudinal Direction	Annex - F	%	0.55 (max.)	Conforms	0.44 (max.)	Conforms
	Transverse Direction	Annex - F	%	1.05 (max.)	Conforms	0.86 (max.)	Conforms
10	Dimensional Stability at 20°C						
	Longitudinal Direction	Annex - G	%	0.28 (max.)	Conforms	0.22 (max.)	Conforms
	Transverse Direction	Annex - G	%	0.50 (max.)	Conforms	0.48 (max.)	Conforms
MECHANICAL PROPERTIES							
11	Resistance to Immersion in Boiling Water						
	Mass Increase	Annex - D	%	10.0 (max.)	Conforms	7.5 (max.)	Conforms
	Thickness Increase	Annex - D	%	11.8 (max.)	Conforms	8.0 (max.)	Conforms
	Appearance	Annex - D	Grade	Not worse than 4	Conforms	Not worse than 4	Conforms
12	Resistance to Impact by Small Diameter Ball						
	Spring Force	Annex - H	N	20	Conforms	20	Conforms
13	Resistance to Cracking						
		Annex - K	Grade	Not worse than 4	Conforms	Not worse than 4	Conforms
SURFACE PROPERTIES							
14	Resistance to Scratching						
		Annex - L	N	2.0 (max.)	Conforms	2.0 (max.)	Conforms
15	Resistant to Steam						
		Annex - T	Grade	Not worse than 4	Conforms	Not worse than 4	Conforms
16	Resistance to Water Vapour						
		EN 438:2-14	Class	Not worse than 4	Conforms	Not worse than 4	Conforms
17	Resistance to Dry Heat at 150° C						
	Gloss Finish	Annex - E	Grade	Not worse than 3	Conforms	Not worse than 3	Conforms
	Other Finish	Annex - E	Grade	Not worse than 4	Conforms	Not worse than 4	Conforms
18	Resistance to Surface Wear						
		Annex - C	Res.	200 (min.)	Conforms	200 (min.)	Conforms
19	Resistance to Cigarette Burns						
		Annex - P	Grade	Not worse than 3	Conforms	Not worse than 3	Conforms
20	Resistance to staining						
	Group 1 & 2	Annex - M	Grade	Not worse than 5	Conforms	Not worse than 5	Conforms
	Group 3 & 4	Annex - M	Grade	Not worse than 4	Conforms	Not worse than 4	Conforms
21	Resistance to Color Change						
	In Xenon Arc Lamp	Annex - R	Grade	Not worse than 6	Conforms	Not worse than 6	Conforms
HEALTH & ENVIRONMENTAL CHARACTERISTICS							
22	Food safe						
		EN 13130-1			YES		YES
23	Content's migration as per Food Commission Regulation						
		EN 1180-1, 3 & 14: 2002	Migration	Migration of Simulants is less than maximum permitted by Regulation			
24	Formaldehyde emission (surface)						
		EN 13959-2017	ppm	0.1	0.02	0.1	0.02
25	Volatile Organic Compounds (VOC) Emission						
		ISO 16009-9	Class	-	A	-	A
		UL 2818 - 2013	Certification	GREENGUARD GOLD			
26	Anti-Viral Efficacy & activity						
	% Reduction in 24 hours	ISO 21702-2019	%	95 (min.)	90.0 (min.)	95 (min.)	95.0 (min.)
	Activity after 24 hours		Log Reduction	2.0 (min.)	Exceeds	2.0 (min.)	Exceeds
27	Anti-Bacterial Efficacy & activity						
	% Reduction in 24 hours	JIS 2801-2012	%	95.0 (min)	99.99	95.0 (min)	99.99
	Activity after 24 hours		Log Reduction	2.0 (min)	Exceeds	2.0 (min)	Exceeds
28	Anti-Fungus Efficacy						
	Growth after 28 days	ASTM G-21-2015	Class	1	0 (No Growth)	1	0 (No Growth)

Limited Warranty

Greenlam Limited Laminate refers to the physical layer that Greenlam Laminates will be free of defects in the normal usage with normal wear, under appropriate environmental applications, subject always to use of correct adhesive to meet the requirements of the relevant standards. Excludes: Solvents, Solvents, Solvents.

Note

Application Images & Product Images shown in the catalogue are for illustrative purposes only. Always refer to the actual product sample for color and finish availability.

The samples shown here are only indicative of the color palette and finishes available.

* Finishes available in 1.5mm thickness (subject to availability in 1.5mm)

Disclaimer

* As per the test report ISO 16009-9 Class A, you may find 0.05% emission after 24 hours of the sample.

* As per the test report ISO 16009-9 Class A, you may find 0.05% emission after 24 hours of the sample.

* As per the test report ISO 16009-9 Class A, you may find 0.05% emission after 24 hours of the sample.

PRODUCT PORTFOLIO

Greenlam laminates and allied products

A result of an undying passion for craft, technology and art; Greenlam product range can work with almost any style of decor. Offering breakthrough designs and stunning textures which are incredibly gorgeous and strikingly creative. Designed to transform dull spaces to a lively paradise. Each variant of laminate is complemented by exquisite detailing and understated, to say the least.



HD GLOSS LAMINATE



A superior glass laminate empowered with the best in clear Scuff, Abrasion and MAFI resistance to resist permanent deformation or micro scratches resulting from the application of dynamic mechanical force.



DIGITAL LAMINATE



Innovation and contemporary consolidated into one. Extensive variety of digital colours and patterns for you to enrich every nook and corner of your spaces. Be a trendsetter.



CUSTOM LAMINATE



How decorate the world around you with your imagination and adorn your houses just the way you want with custom laminates. Bring us your own images, artwork, photographs or illustrations and we'll create laminates that are unusual and memorable.



ELECTROSTATIC DISSIPATIVE LAMINATE



When it comes to accident prevention and safety, ESD laminates come first. Having five times more offices than its subsidiaries, the chances of dust accumulation are less on these laminates making them ideal for IT offices, call centres, laboratories, electronic industries, pharmaceutical labs, offices where electronic gadgets are regularly used.



UNICORE LAMINATE



A result of an undying passion for craft, technology and art, these laminates are perfect for edging to create a uniform and seamless finish with no dark edges. Made with special decorative paper textures, in solid colours, marble & glass surfaces, it enhances the floor aesthetically.



SWITCH BOARD PANEL



A collection of ready to use switch board panels which can be easily cut and drilled. These panels are apt for homes and offices. Manufactured under strict process control, these panels come to life by layering of phenolic resin impregnated 'A' grade kraft paper with inherent strength and electrical properties.



CHALK & MARKER GRADE LAMINATE



Two premium ranges of laminates, available in a variety of colours, these laminates, when wiped, turn spotless and far much longer than the traditional boards in schools and corporate houses.



MFC



Fused with excellent mechanical, superior sound-absorbing power & smooth surface finish, these Melamine Faced Chip-boards are perfect to add perfection to the spaces. Offering a very wide range of staining designs, they are ideal for both commercial and residential spaces.

LAMINATE AND ALLIED PRODUCTS



FIRE RETARDANT LAMINATE



Treated with impregnated fire resistant chemicals which help in delaying temperature rise, making it resistant to fire. Available in a variety of colours and designs. These laminates are high in aesthetic appeal and ensure sound environment.



POSTFORMING LAMINATE



Designed exclusively to enhance the aesthetics of your interiors while preventing water seepage in cracks and moisture retention. Armed with added flexibility and malleability, the postforming laminates are ideal for application on shutters, counter tops, furniture tops etc.



COUNTER TOP LAMINATE



A perfect fit when it comes to kitchen and bathroom settings, these laminates are remarkably elegant, modern and at the same time are resistant to stains, moisture and abrasions. Available in a wide range of sizes and colours to add to your taste of stylish interiors.



FOUR X TEN



Presenting, exclusive 4x10 size of laminate collection. With its long height and perfect finishing, the 4x10 laminate is apt for paneling in spaces with a high ceiling height. It also is a good choice to cover long surfaces in furniture design. The 4x10 offers the ultimate in seamless finishing to your spaces by reducing the joining process.



SUPERTUFF LAMINATE



Tough from inside. Exposed on the outside. That are Greenlam Supertuff laminates for you. Available in 1.5mm thickness, these laminates are engineered to withstand rough usage.



DOOR SPECIAL LAMINATE



A range so perfectly fit for doors, these laminates not only clad your doors seamlessly but also make them look beautiful. Available in a standard 3'x7' size to cater to your every need.



DECOLINER LAMINATE & COMPOSITE PANEL



Range of low maintenance fine grain laminates & composite panels that add a new dimension to your exteriors. Make your cabinets, workspace partitions, outdoors, back panel of kitchen & wardrobes as beautiful inside as they are outside.

PRODUCT PORTFOLIO

Greenlam compact laminates and allied products


As Asia's leading manufacturer of high pressure laminates, Greenlam offers you durable and decorative Greenlam Compact Laminates. The perfect choice to build your ideal interior and exterior. While their sturdiness makes them apt for a wide range of applications, their spectacular colors make them more desirable.




Exterior Grade Compact Laminates with unmatched GLE technology, designed to make exterior cladding and cladding.



Interior Grade Compact Laminates crafted to beautify your interiors, made from solid grade high pressure Compact Laminates.



Chemical Resistant Compact Laminates, designed specifically to shield surfaces from chemical abuse.



Presenting a new world of bedroom, outdoor and toilet solutions, cluttered with innovative designs and unique features. Enabling you to design your world your way with its customization feature. It offers you innovative and bold patterns & themes to turn spaces into marvels. Not only this, our expert installation team installs these lockers and restroom cubicles at your spaces ensuring perfection.



Planned by the seasoned artist's minds, these new patterns let you explore infinite possibilities and bring new life into your spaces with sheer brilliance.



Specifically crafted for interior design projects and bespoke furniture, these laminates are perfect for edging to create a uniform and seamless finish.



Thinner alternatives of Compact Laminates, these panels are durable and sturdy as ply boards. These are designed to be particularly resistant to degradation, scratch and stain making them perfect for bathroom doors, workstation partitions and other self-supporting vertical applications.



The result of our cutting-edge technology, these revolutionary laminates have solid coloured patterns over the edges to add an extra edge of magnificence.

WOODS AND ALLIED PRODUCTS



A premium range of natural decorative veneers that make your interiors naturally beautiful. This exclusive range of veneers brings you the world's most exotic timbers offering you more than 200 species of woods. Available in Natural / Teak / Engineered.



Mikasa real wood floors, produced in India for the first time, draws inspiration from a Spanish phrase 'Mi Casa, Su Casa', which means my home is your home. Mikasa is inspired by wood. Each piece of wood is enhanced using the latest technology, thus bringing out the true character of wood. It offers the largest collection of engineered wooden flooring in various thicknesses and sizes. We create the finest floors. For those who have the finest taste.



Unlike traditional doors, Mikasa offers complete door solutions. Ready to fit, engineered from real wood, superior factory-finished products make you look at the doors in a whole new light.

DOORS SPECIAL RANGE - 3' X 7'

D.No.	Finish	Design Name	Page	Row	Column	D
101	SUD	White	136	1	D	D
107	SUD	Wood	136	2	D	D
124	SUD	Mysons Ivory	144	1	A	D
132	SUD	Cyclone	144	2	B	D
133	SUD	Moon Stone	144	3	D	D
141	SUD	Bridge	143	1	C	D
152	SUD	Almond	144	1	B	D
164	SUD	Red Dynasty	145	3	E	D
161	SUD	Dark Grey	137	4	E	D
270	SUD	Silver Grey	137	1	C	D
291	SUD	Electric Blue	139	3	C	D
628	SUD	American Walnut	98	2	C	D
633	SUD	Sunset Beach	97	1	D	D
652	SUD	Wild Cherry	97	1	A	D
676	SUD	European Walnut	98	1	C	D
682	SUD	Hiland Pine	74	2	B	D
683	SUD	Golden Maple	86	2	A	D
685	SUD	Swiss Pear	86	2	B	D
690	SUD	Vancouver Maple	96	1	C	D
701	SUD	Rising Beech	87	1	D	D
709	SUD	Cherry	77	3	A	D
711	SUD	Sum Teak	97	2	C	D
718	SUD	Silver Maple	77	1	A	D
731	SUD	Wenge	100	1	A	D
730	SUD	White Beach	73	4	B	D
766	SUD	Pash Walnut	99	1	C	D
770	SUD	Douglas Fir	85	2	C	D
791	SUD	Missouri Walnut	102	1	B	D
5003	SUD	Philippine Teak	90	1	A	D
5007	SUD	White Larch	70	1	B	D
5018	SUD	Brooks Walnut	98	2	D	D
5049	SUD	Red Oak	88	1	D	D
5050	SUD	Umber Oak	100	1	B	D
5166	SUD	Clear Mesh	127	1	B	D
5167	SUD	Grey Mesh	127	2	B	D
5168	SUD	Smoky Mesh	127	4	B	D
5169	SUD	Earthen Mesh	127	2	B	D
5170	SUD	Brown Mesh	127	1	A	D

M RANGE - 4' X 10'

D.No.	Finish	Design Name	Page	Row	Column	M
101	SUD	White	136	1	D	M
107	SUD	Wood	136	2	D	M
124	SUD	Mysons Ivory	144	1	A	M
132	SUD	Moon Stone	144	3	D	M
157	SUD	Mustard	142	2	A	M
138	SUD	Tanzania	145	2	D	M
141	SUD	Beige	143	1	C	M
148	SUD	Ornamental	142	1	C	M
152	SUD	Almond	144	1	B	M
161	SUD	Chocolate	142	2	C	M
229	SUD	Yellow	141	2	C	M
281	SUD	Dark Grey	137	4	E	M
275	SUD	Pearl Grey	144	2	A	M
291	SUD	Electric Blue	139	3	C	M
364	SUD	Emerald	140	4	E	M
401	SUD	Black	138	1	B	M
458	SUD	Hot Current	146	4	A	M
508	SUD	American Walnut	98	2	C	M
682	SUD	Hiland Pine	74	2	B	M
770	SUD	Douglas Fir	85	2	C	M
929	SUD	Meta Silver	131	1	B	M
5082	SUD	Louisiana Oak	86	1	A	M
5233	SUD	Norfolk Walnut	91	1	B	M
5349	SUD	Austin Walnut	104	2	D	M
5382	SUD	Black Forest	108	2	B	M
5566	SUD	Clear Mesh	127	1	B	M
5569	SUD	Earthen Mesh	127	2	B	M

L RANGE - 4.25' X 10'

D.No.	Finish	Design Name	Page	Row	Column	L
101	SGL	White	59	1	A	L
101	SUD	White	136	1	D	L
107	SGL	Wood	59	1	B	L
107	SUD	Wood	136	2	D	L
111	SUD	Designer White	136	1	C	L
121	SUD	Ivory	144	1	C	L
124	SGL	Mysons Ivory	59	1	C	L
124	SUD	Mysons Ivory	144	1	A	L
132	SGL	Wood	59	1	C	L
132	SUD	Wood	136	2	D	L
134	SUD	Mud Ash	143	2	D	L
138	SUD	Tanzania	145	2	D	L
141	SUD	Beige	143	1	C	L
154	SUD	Mysons Ivory	144	1	A	L
132	SUD	Cyclone	144	2	B	L
133	SUD	Moon Stone	144	3	D	L
141	SUD	Beige	143	1	C	L
161	SUD	Hot Pink	145	2	A	L
163	SUD	Bay	143	1	E	L
173	SUD	Barbie Pink	145	2	C	L
181	SUD	Chocolate	142	2	C	L
201	SUD	Maroon	146	2	B	L
204	SUD	Red Dynasty	145	3	E	L
207	SUD	Divine Yellow	141	1	D	L
217	SGL	Light Orange	60	2	A	L
217	SUD	Light Orange	142	3	A	L
229	SGL	Yellow	60	1	B	L
229	SUD	Yellow	141	2	C	L
247	SUD	Dutch Green	141	2	D	L
257	SUD	Olive	141	3	C	L
259	SUD	Lime	141	3	A	L
261	SUD	Dark Grey	137	4	E	L
268	SUD	Dust	137	3	C	L
271	SUD	Light Grey	137	2	C	L
275	SUD	Pearl Grey	144	2	A	L
281	SUD	Navy Blue	139	4	C	L
284	SUD	Opale	139	2	A	L
291	SUD	Electric Blue	139	3	C	L
297	SUD	Blue Galaxy	140	3	E	L
401	SUD	Black	138	1	B	L
682	SUD	Hiland Pine	74	2	B	L
719	SUD	Mangal Beach	87	2	B	L
738	SUD	Oak	85	2	A	L
770	SUD	Douglas Fir	85	2	C	L
929	SUD	Meta Silver	131	1	B	L
937	SUD	Chicago Steel	124	1	B	L
5003	SUD	Philippine Teak	90	1	A	L
5008	SUD	Thames Maple	87	1	C	L
5018	SUD	Brooks Walnut	98	2	D	L
5076	SUD	Princeton Oak	88	2	C	L
5351	SUD	Midnight Acacia	110	1	B	L
5333	SUD	Norfolk Walnut	91	1	B	L
5354	SUD	Canyon Walnut	96	3	B	L
5375	SUD	Saturn Walnut	92	2	B	L
5377	SUD	Dandy Wood Teape	79	1	A	L
5378	SUD	Dandy Wood Anthracite	109	1	A	L
5466	SUD	Clear Mesh	127	1	B	L
5468	SUD	Smoky Mesh	127	4	B	L
5561	SUD	Torino Pearl	120	1	A	L
5011	SGL	Black	59	2	D	L
5011	SUD	Black	138	1	B	L
505	SUD	Beverly Beach	97	1	C	L
711	SUD	Sum Teak	97	2	C	L
719	SUD	Mangal Beach	87	2	B	L
738	SUD	Oak	85	2	A	L
923	SUD	Meta Silver	131	1	B	L
5003	SUD	Philippine Teak	90	1	A	L
5004	SUD	Louisa Walnut	98	1	D	L
5006	SUD	Thames Maple	87	1	C	L
5018	SUD	Brooks Walnut	98	2	D	L
5049	SUD	Red Oak	88	1	D	L
5076	SGL	Princeton Oak	88	1	D	L
5076	SUD	Princeton Oak	88	2	C	L
5351	SUD	Midnight Acacia	110	1	B	L
5338	SUD	Steamed Bouche	89	2	B	L
5407	VPS	Refresh Oak	50	1	C	L
5566	SUD	Clear Mesh	127	1	B	L
5568	SUD	Smoky Mesh	127	4	B	L
5574	SGL	Statuario	64	1	C	L
5575	SGL	Black Marmer	64	1	A	L
9610	VPS	Pure Ash	49	1	B	L
9611	VPS	Imperial Ash	49	2	B	L
9631	AFX	White X	12	1	A	L
9632	AFX	Eden Gray	12	2	C	L
9633	AFX	Artesian	12	3	B	L
9634	AFX	Dove	12	1	B	L
9635	AFX	Basalt Gray	12	2	B	L
9636	AFX	Coffee Bean	12	4	B	L
9637	AFX	Country Blue	12	3	A	L
9638	AFX	Victorian Violet	12	1	C	L
9639	AFX	Sea Wood Green	12	4	A	L
9640	AFX	Twilight Blue	12	3	C	L
9641	AFX	Black X	12	4	C	L
96401	SUD	Black	30	2	F	L
96401	HDS	Black	30	1	E	L

XL RANGE - 5' X 12'

D.No.	Finish	Design Name	Page	Row	Column	XL
111	SUD	Designer White	136	1	C	XL
121	SUD	Ivory	144	1	C	XL
124	SUD	Mysons Ivory	144	1	A	XL
132	SUD	Moon Stone	144	3	D	XL
134	SUD	Mud Ash	143	2	D	XL
138	SUD	Tanzania	145	2	D	XL
141	SUD	Beige	143	1	C	XL
173	SUD	Barbie Pink	145	2	C	XL
201	SUD	Maroon	146	2	B	XL
204	SUD	Red Dynasty	145	3	E	XL
207	SUD	Divine Yellow	141	1	D	XL
217	SUD	Light Orange	142	3	A	XL
230	SUD	Cream Yellow	141	1	C	XL
257	SUD	Olive	141	3	C	XL
259	SUD	Lime	141	3	A	XL
261	SUD	Dark Grey	137	4	E	XL
268	SUD	Dust	137	3	C	XL
271	SUD	Light Grey	137	2	C	XL
275	SUD	Pearl Grey	144	2	A	XL
281	SUD	Navy Blue	139	4	C	XL
284	SUD	Opale	139	2	A	XL
291	SUD	Electric Blue	139	3	C	XL
297	SUD	Blue Galaxy	140	3	E	XL
401	SUD	Black	138	1	B	XL
682	SUD	Hiland Pine	74	2	B	XL
719	SUD	Mangal Beach	87	2	B	XL
738	SUD	Oak	85	2	A	XL
770	SUD	Douglas Fir	85	2	C	XL
929	SUD	Meta Silver	131	1	B	XL
937	SUD	Chicago Steel	124	1	B	XL
5003	SUD	Philippine Teak	90	1	A	XL
5008	SUD	Thames Maple	87	1	C	XL
5018	SUD	Brooks Walnut	98	2	D	XL
5076	SUD	Princeton Oak	88	2	C	XL
5351	SUD	Midnight Acacia	110	1	B	XL
5333	SUD	Norfolk Walnut	91	1	B	XL
5354	SUD	Canyon Walnut	96	3	B	XL
5375	SUD	Saturn Walnut	92	2	B	XL
5377	SUD	Dandy Wood Teape	79	1	A	XL
5378	SUD	Dandy Wood Anthracite	109	1	A	XL
5466	SUD	Clear Mesh	127	1	B	XL
5468	SUD	Smoky Mesh	127	4	B	XL
5561	SUD	Torino Pearl	120	1	A	XL

COMPACT LAMINATE RANGE - 6' X 67.6' X 12'

D.No.	Finish	Design Name	Page	Row	Column	C
111	SUD	Designer White	136	1	C	C
121	SUD	Ivory	144	1	C	C
124	SUD	Mysons Ivory	144	1	A	C
132	SUD	Moon Stone	144	3	D	C
134	SUD	Mud Ash	143	2	D	C
138	SUD	Tanzania	145	2	D	C
141	SUD	Beige	143	1	C	C
173	SUD	Barbie Pink	145	2	C	C
201	SUD	Maroon	146	2	B	C
204	SUD	Red Dynasty	145	3	E	C
207	SUD	Divine Yellow	141	1	D	C
217	SUD	Light Orange	142	3	A	C
230	SUD	Cream Yellow	141	1	C	C
257	SUD	Olive	141	3	C	C
259	SUD	Lime	141	3	A	C
261	SUD	Dark Grey	137	4	E	C
268	SUD	Dust	137	3	C	C
271	SUD	Light Grey	137	2	C	C
275	SUD	Pearl Grey	144	2	A	C
281	SUD	Navy Blue	139	4	C	C
284	SUD	Opale	139	2	A	C
291	SUD	Electric Blue	139	3	C	C
297	SUD	Blue Galaxy	140	3	E	C
401	SUD	Black	138	1	B	C
682	SUD	Hiland Pine	74	2	B	C
719	SUD	Mangal Beach	87	2	B	C

BRANCH OFFICES

AGRA 7607000996	AHMEDABAD 9909983383	BANGALORE 6366892055	BHUBANESHWAR 9777454083	CHANDIGARH 9779450510 0172-62512583
CHENNAI 6381815215 044-42822672	COIMBATORE 9003917470 0422-4370407	DELHI / NCR 9650101768	GHAZIABAD 9650627111	GUWAHATI 8134944778 0361-2733306
HYDERABAD 9985711880 040-24801429	INDORE 7566661395 0731-4206153	JAIPUR 9818040684 0141-2333747	KOCHI 9746474575 0484-2531598	KOLKATA 9007011903
LUCKNOW 7521000128 0522-4000475	MUMBAI 9136102399	MADURAI 9500099471	NAGPUR 9158886981	PATNA 9771404756 0612-6450235
PUNE 9730084501 020-26169307	HISAR 9996235599	RAIPUR 9771400438	VIJAYAWADA 9949818673 0866-2523135	

GLOBAL HEADQUARTER
GREENLAM INDUSTRIES LIMITED
 2nd Floor, West Wing, Worldmark 1,
 Aerocity, IGI Airport Hospitality District,
 New Delhi - 110 037
 Tel : 91-11-42791399
 E-mail : info@greenlam.com
 Website : www.greenlamindustries.com

GREENLAM EXPERIENCE CENTER
 25/B, Shop No. E & F., Mirza Ghalib Road,
 Park Street, Opposite Westside Mall,
 Kolkata - 700016, India
 Contact No : - +91 33 4601 7151; +91 9836007771;
 +91 6292263309
 E-mail : experiencecenter.kolkata@greenlam.com

Toll Free No.: 1800 833 0004