



Skydecor Laminates Pvt. Ltd.

Works: Plot No. 136, Ecotech-1 Extension, Greater Noida, G.B. Nagar, Uttar Pradesh-201308

Experience Center 20-21 Rekha Enclave 2nd Floor Mansarovar Garden, Kirti Nagar, New Delhi, 110015

Email: Info@skydecor.in | Website: www.skydecor.in



E-CATALOGUE



Follow us on :



Dealer Name :

QC

Signature and Date

*There can be colour variation in material from different batches. It is advised to you same batch material to avoid colour variations. Actual colours of the laminate sheets may vary from this Catalogue.



ACRYLLISH

ACRYLIC LAMINATES

2024-26



ACRYLISH

ACRYLIC LAMINATES



Ek Khaabsurat
Solution

FEATURES

SUPERIOR GLOSS

Skydecor Acrylic Laminates are made of 100% Pure PMMA laminates, which gives the surface a super glossy finish & mirror like sheen that retains its color and brightness over the years.



COLORS & VARIETIES

Skydecor Acrylic Laminates come in a wide range of colors, patterns, and versatile design options.



LIGHT WEIGHT

The flawless design structure of Skydecor Acrylic Laminates are engineered to be extremely light weight and easy to apply.



DURABLE

Skydecor Acrylic Laminates exceptional features makes them strong and highly durable.



ANTI SCRATCH

Skydecor Acrylic Laminates are developed with top tier technology. 6H Coating makes it highly scratch resistant.



WATER PROOF & STAIN RESIST.

Skydecor Acrylic Laminates are treated with a special coating on their surface to make them water proof.



TERMITE PROOF

Skydecor Acrylic Laminates are specially treated to ensure that they remain termite and borer free for a lifetime.



LOW MAINTENANCE

Skydecor Acrylic Laminates are easy to use with very low maintenance. Just a normal wipe with a clean & wet cotton cloth.





WAYS TO KEEP SKYDECOR ACRYLIC LAMINATE NEW FOREVER?

- Follow some steps mentioned as below to maintain Skydecor Acrylic Laminates.
- To clean the surface of Acrylic Laminates do not use thinner.
- Wipe the surface gently with a non-abrasive cloth.
- Avoid the use of abrasive liquid cleansers, bleaching compounds or solution as these may damage the surface of the laminates.
- Use mild house hold glass cleaner like COLIN to remove more stubborn stains.
- You can use normal water also for cleaning.
- Do not place hot cookware directly on the Acrylic Laminate.
- Always store Acrylic Laminates at temperature below 300 Celsius.

HOW TO APPLY SKYDECOR ACRYLIC LAMINATES ON INTERIORS & FURNITURES

- Use balancing sheet on backside.
- Always clean the dust particles properly from the substrate (plywood MDF, Particle Board) surface by cloth or soft brush.
- Always use good quality branded adhesive to stick Acrylic Laminate on substrate. Please don't add water in adhesive before using it.
- Spread the adhesive uniformly by brush, roller or adhesive spreader on Acrylic Laminate and base substrate (Plywood, MDF, Particle Board).
- It is necessary to remove the air between Acrylic Laminate and substrate. Please leave minimum 2mm of groove between two pieces of Acrylic Laminate.
- At the time of pressing Acrylic Laminate on base substrate (Plywood, MDF, Particle Board) always use soft pinch roller or normal pressing technique to protect surface from any damage.
- The pressing should be done from the middle of the panel and move towards to the sideline and corners of the panel.
- For better bonding of Acrylic Laminate on substrate, press it for minimum 12 to 15 hours.
- Peel off the protective film within 15 days of installation.



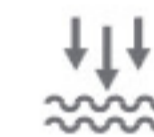
WAYS TO PREVENT SKYDECOR ACRYLIC LAMINATES FROM COLOR FADE OR YELLOWING

- Do not expose your Acrylic Laminated furniture to direct sunlight, it may cause discolouring, fading and yellowing of the laminates.
- Don't use inferior quality chemical dipped plywood as it can react with adhesive which may cause yellow patches after the installation.
- Don't use synthetic rubber adhesive for bonding as it may lead to brown/colored patches on Acrylic Laminates.
- Don't place hot cookware directly on the Acrylic Laminates.
- Prolong exposure of Acrylic Laminate above 30-degree temperature should be avoided.

YOU CAN AVOID PROBLEMS LIKE AIR BUBBLE & DELAMINATION ACRYLIC LAMINATE.



Avoid the lamination process of Acrylic Laminate under high humidity environment.



Don't use uneven surface substrate (Plywood, MDF, Particle Board) that may lead to air vacuum and air bubble which may appear after the installation.



Insufficient or lack of pressing during the bonding period of Acrylic Laminate.



Prevent the base substrate (Plywood, MDF, Particle Board) to absorb moisture. Because after few days of installation, it gradually loses moisture and this resulting in air bubble formation between Acrylic Laminate and substrate.



Don't use the water base synthetic resin adhesive any other than PEVA (Polyethylene Vinyl Acetate Co-polymer)



Take extra care during use of big size acrylic laminate for paneling because due to the bigger surface area, improper lamination may lead to air bubble formation after installation.

ALL DESIGNS IN THIS CATALOGUE CAN BE CUSTOMIZED IN : FLUTE & SOFT MATT



ABOUT US

Skydecor began its journey in the year 2016 with a goal to reach beyond the sky limits. With over 1,00,000 sq. meters of Infrastructure area and state of the art machinery, we aim to expand and develop at every stage. Our manufacturing units are in Greater Noida and Hapur where we manufacture PVC Laminates, Acrylic Laminates and Decorative Laminates. Our Operational Headquarters is in Noida and Experience Center in Kirti Nagar.

Boasting a legacy of a decade, Skydecor Laminates offers to revitalize the space around you. Our collections offer limitless possibilities for an interior space to look stylish and refined. From solids to textures, from naturals to eternals, our laminates come in a wide variety of designs and patterns.

As a socially and environmentally responsible company, Skydecor also prioritizes sustainability in our design practices. We strive to incorporate eco-friendly materials, energy-efficient solutions, and sustainable practices wherever possible, contributing to a greener and more sustainable future.

Our team follows a collaborative approach, working closely to ensure smooth project management, timely execution, and impeccable finishing. We believe by developing a large dealer network in India, Skydecor has left its footprints around our country. Our team works with clients to understand their vision, preferences and requirements, ensuring that each project reflects their individuality and exceeds their expectations. We pay meticulous attention to detail, incorporating the latest design trends, materials, and technologies to create inspiring and functional spaces.

Researching and developing a wide range of laminate designs with the utmost quality and at affordable prices has become our key goal for customer satisfaction. Explore Skydecor's Laminates collection to design your interiors according to your specifics.



DESIGN MASTER
1MM*



DECORATIVE
LAMINATES
(0.8 MM)



PVC
LAMINATES



EXTERIOR
CLADDING



LINER
LAMINATES



OUR JOURNEY

2016

Skydecor PVC Laminates
Manufacturing Plant

in Greater Noida - U.P. with Production
Capacity of 3 Lac Sheets per annum



2018

Production Capacity Tripled
1 Million Sheets per annum



2020

Skydecor Decorative Laminates
Manufacturing Plant

in Hapur - U.P. with Production
Capacity of 3 Million per annum



2022

Skydecor Acrylic Laminates
Manufacturing Plant

Greater Noida - U.P. with Production
Capacity of 6 Lac Sheets per annum



2024

Skydecor Experience Centre

in Mansarovar Garden, Kirti Nagar,
New Delhi - 15



OUR DEALER NETWORK



CONTENTS

NAME	SERIES	PAGE NO.
FLUTE 3 MM (GLASS)	1500	09 - 14
FLUTE 3 MM (GLASS)	1000	15 - 18
SOLID 2 MM	300	19 - 22
METALLO 1.5 MM	400	23 - 26
SOLIDS 1.5 MM	100	27 - 36
SOLIDS RASO 1.5MM	200	37 - 38
REFLECT 1.5 MM	700	39 - 40
MARBLEX 1.5 MM	450	41 - 48
SHIMMER 1.5 MM	150	49 - 52
NATURAL WOOD 1.5 MM	600	53 - 54
FLUTE 3 MM (GLASS)	2000	55 - 56

WE ARE THE ONLY COMPANY MANUFACTURING ALL KINDS OF LAMINATES IN INDIA.

THE "MADE IN INDIA" BRAND TO DRIVE ECONOMIC GROWTH & SUSTAINABILITY



Follow us on :




FLUTE GLASS
3 MM THICKNESS



DESIGN
LIKE
NATURE



The latest talk of the town is now
in catalogue to be found in your
spaces.



SDA
1507

FLUTE GLASS


3 MM THICKNESS



- 6H COATING
- SUPERIOR GLOSS
- ANTISCRATCH
- ANTI YELLOW
- 100% PURE ACRYLIC
- WATER PROOF
- TERMITE PROOF



SDA
1508



SDA
1509


FLUTE GLASS

3 MM THICKNESS

The distinct features of sparkled acrylic sheets complement each other to achieve a pleasant and comfortable home!



- 6H COATING
- SUPERIOR GLOSS
- ANTISCRATCH
- ANTI YELLOW
- 100% PURE ACRYLIC
- WATER PROOF
- TERMITES PROOF



SDA
1506



SDA
1505




SDA
1503



SDA
1502



SDA
1501



SDA
1504


FLUTE GLASS

3 MM THICKNESS




SDA 1002

Some enticing fluted laminates can transform your homes into pieces of fine art. These ones are surely one of them.



SDA
1002



SDA
1001

FLUTE GLASS

3 MM THICKNESS

We present the new range of fluted laminates which come in a wide range of colors and design patterns. Select through this catalog and decorate your space with grace.



SDA 1004

- 6H**
COATING
- SUPERIOR GLOSS
- ANTISCRATCH
- ANTI YELLOW
- 100%**
PURE ACRYLIC
- WATER PROOF
- TERMITES PROOF



SDA
1003

MATCHING EDGE BAND • SDE 107



SDA
1004

MATCHING EDGE BAND • SDE 115




SDA
1005


MATCHING EDGE BAND • SDE 102

SOLID

2 MM THICKNESS




Bring dimensions and character to your walls and achieve a refined look!



SDA
306




SDA
304




SDA
301

SOLID

2 MM THICKNESS



SDA
307



SDA
305



SDA
302




SDA
303


- 6H COATING
- SUPERIOR GLOSS
- ANTI-SCRATCH
- ANTI-YELLOW
- 100% PURE ACRYLIC
- WATER-PROOF
- TERMITE PROOF

SOLID RASO

1.5 MM THICKNESS



SDA
201



SDA
202



SDA
206



SDA
203



SDA
209



SDA
208




SDA
204



SDA
207




SDA
205



SHIMMER

1.5 MM THICKNESS



- 6H**
COATING
- SUPERIOR GLOSS
- 100%**
PURE ACRYLIC
- ANTI YELLOW
- ANTISCRATCH
- WATER PROOF
- TERMITE PROOF



SDA
153

MATCHING EDGE BAND • SDE 153



SDA
152

MATCHING EDGE BAND • SDE 152



SDA
154



SDA
151


SHIMMER

1.5 MM THICKNESS




Let your laminates
decide the vibe of
your space!

SKYDECOR[®]
ACRYLIC LAMINATES



SDA
157

MATCHING EDGE BAND • SDE 157




SDA
158

MATCHING EDGE BAND • SDE 158




SDA
156

MATCHING EDGE BAND • SDE 156




SDA
155

MATCHING EDGE BAND • SDE 155



SDA
162

MATCHING EDGE BAND • SDE 162



SDA
161

MATCHING EDGE BAND • SDE 161



SDA 155

METALLO

1.5 MM THICKNESS



Have a trending surface, lustrous finish, ravishing charm are perfectly the right options if you are looking to renovate!

- 6H COATING
- SUPERIOR GLOSS
- ANTISCRATCH
- ANTI YELLOW
- 100% PURE ACRYLIC
- WATER PROOF
- TERMITE PROOF



SDA
428

MATCHING EDGE BAND • SDE 428



SDA
427

MATCHING EDGE BAND • SDE 427



SDA
426

MATCHING EDGE BAND • SDE 426

METALLO

1.5 MM THICKNESS



SDA
430

MATCHING EDGE BAND • SDE 430



SDA
429

MATCHING EDGE BAND • SDE 429




SDA
423

MATCHING EDGE BAND • SDE 423



SDA
424

MATCHING EDGE BAND • SDE 424



SDA
420

MATCHING EDGE BAND • SDE 420



SDA
421

MATCHING EDGE BAND • SDE 421



SDA
422

MATCHING EDGE BAND • SDE 422



SDA
431

MATCHING EDGE BAND • SDE 431



SDA
432

MATCHING EDGE BAND • SDE 432



SDA
425

MATCHING EDGE BAND • SDE 425

SOLIDS

1.5 MM THICKNESS



SDA
133

MATCHING EDGE BAND • SDE 133



SDA
105

MATCHING EDGE BAND • SDE 105




SDA
127

MATCHING EDGE BAND • SDE 127



SDA
132

MATCHING EDGE BAND • SDE 132



SDA
121

MATCHING EDGE BAND • SDE 121



SDA
137

MATCHING EDGE BAND • SDE 137



SDA
109

MATCHING EDGE BAND • SDE 109



SDA
129

MATCHING EDGE BAND • SDE 129



SDA
126

MATCHING EDGE BAND • SDE 126

SOLIDS

1.5 MM THICKNESS



SDA
112

MATCHING EDGE BAND • SDE 112



SDA
134

MATCHING EDGE BAND • SDE 134



SDA
120



SDA
125

MATCHING EDGE BAND • SDE 125




SDA
111

MATCHING EDGE BAND • SDE 111



SDA
130

MATCHING EDGE BAND • SDE 130



SDA
115

MATCHING EDGE BAND • SDE 115



SDA
122

MATCHING EDGE BAND • SDE 122



SDA
103

MATCHING EDGE BAND • SDE 103



SDA
135

MATCHING EDGE BAND • SDE 135



SDA
114

MATCHING EDGE BAND • SDE 114



SDA
113

MATCHING EDGE BAND • SDE 113



SDA
116

MATCHING EDGE BAND • SDE 116



SDA
102

MATCHING EDGE BAND • SDE 102




SOLIDS

1.5 MM THICKNESS


We focus on carrying relaxing getaways for our clients. Keeping in mind the feeling of putting your leg up, grabbing a book and relaxing. These texture help us.

SOLIDS

1.5 MM THICKNESS



SDA
101



SDA
138 MATCHING EDGE BAND • SDE 138



SDA
123

MATCHING EDGE BAND • SDE 123



SDA
131

MATCHING EDGE BAND • SDE 131



SDA
117

MATCHING EDGE BAND • SDE 117



SDA
128

MATCHING EDGE BAND • SDE 128




SOLIDS

1.5 MM THICKNESS




The operative laminates that define our design process with beauty.

SDA 119




SDA
106

MATCHING EDGE BAND • SDE 106




SDA
107

MATCHING EDGE BAND • SDE 107




SDA
118

MATCHING EDGE BAND • SDE 118



SDA
136

MATCHING EDGE BAND • SDE 136



SDA
119


MATCHING EDGE BAND • SDE 119

MARBLEX


1.5 MM THICKNESS



SDA
464



SDA
463




SDA
465

MARBLEX

1.5 MM THICKNESS



SDA
452



SDA
451



The softness and the richness that they bring look like painted beauty.

MARBLEX
1.5 MM THICKNESS




SDA 462

SKYDECOR®
ACRYLIC LAMINATES



SDA
460



SDA
459 A



SDA
461



SDA
462



SDA 459 A

MARBLEX

1.5 MM THICKNESS



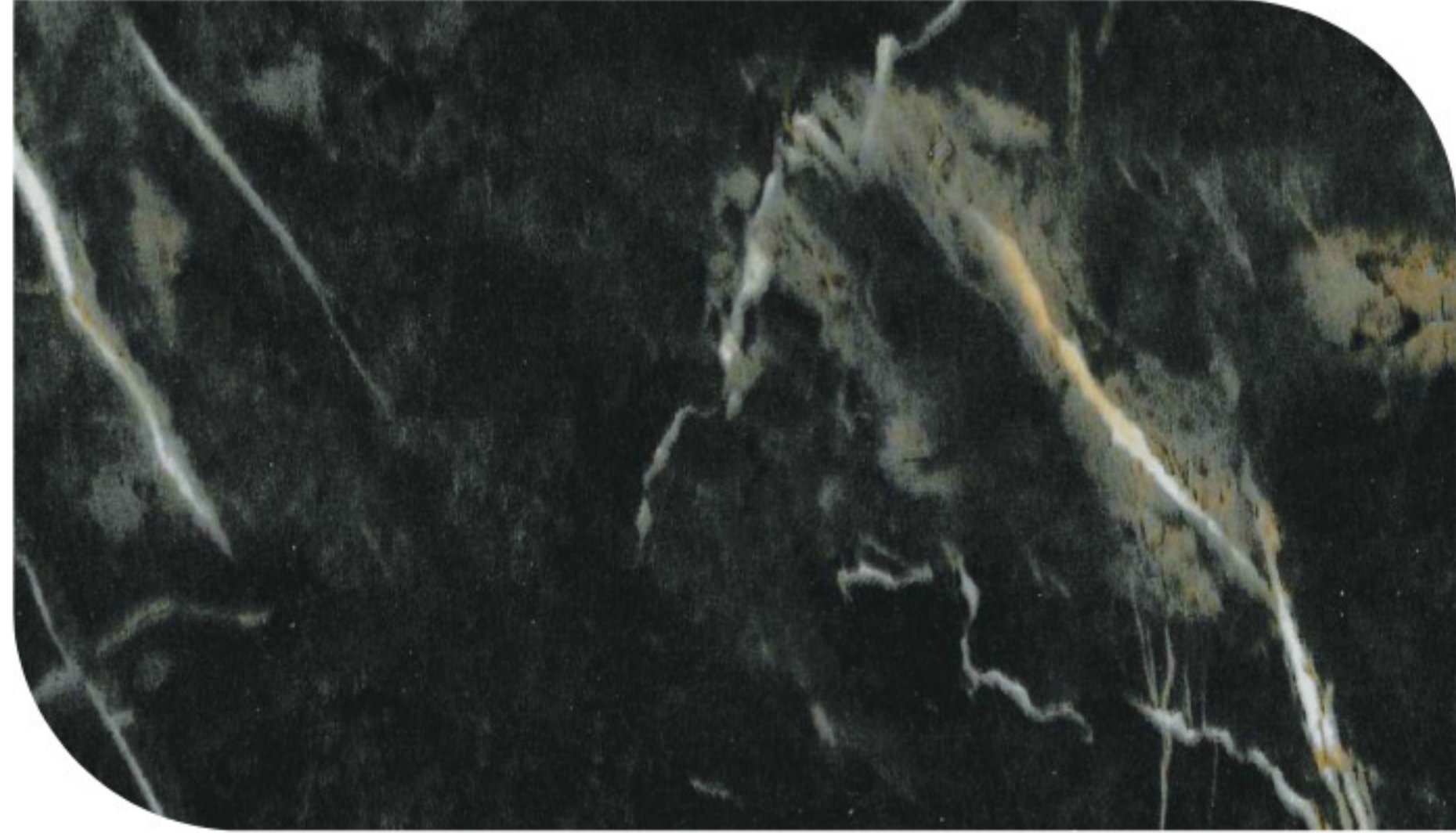
Zigzag your way to stunning interiors. Unleash the power of fluted marbles.




SDA 453



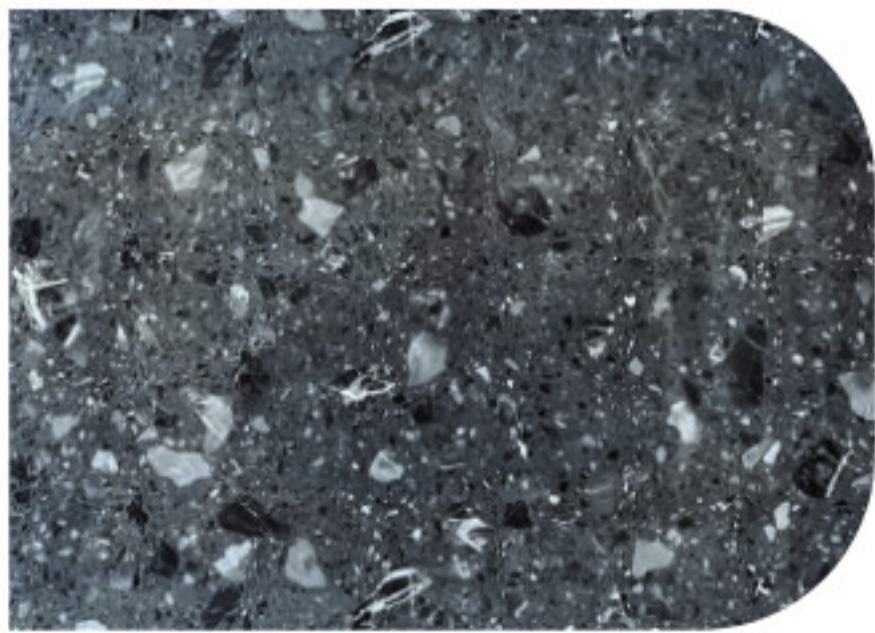
SDA
456



SDA
455




SDA
453



SDA
454



REFLECT
1.5 MM THICKNESS



SDA
701



SDA
703



SDA
704



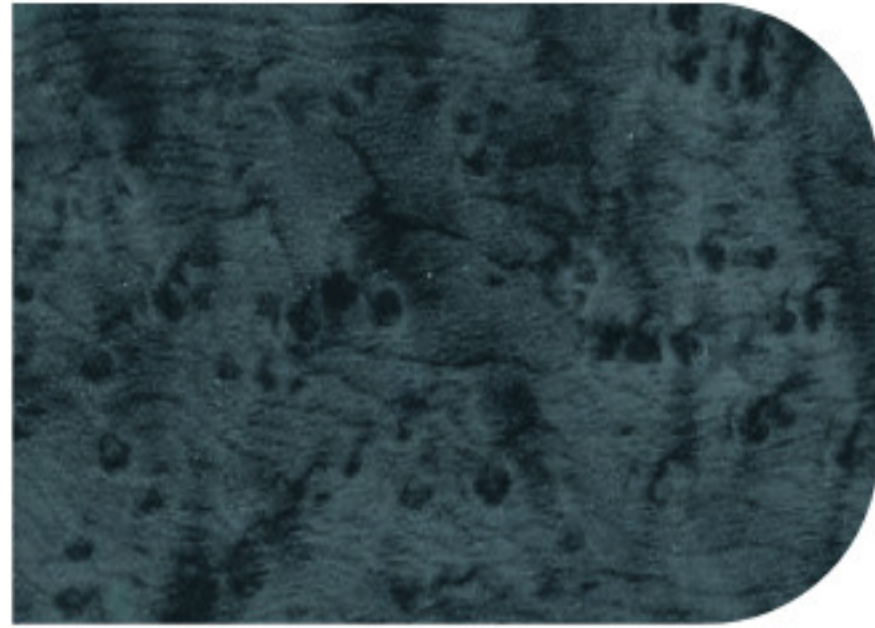
SDA
702

NATURAL WOOD

1.5 MM THICKNESS



SDA
608



SDA
607



SDA 601



SDA
612



SDA
601




SDA
611 A

FLUTE GLASS


3 MM THICKNESS



SKYDECOR[®]
ACRYLIC LAMINATES



SDA
2001



SDA
2002

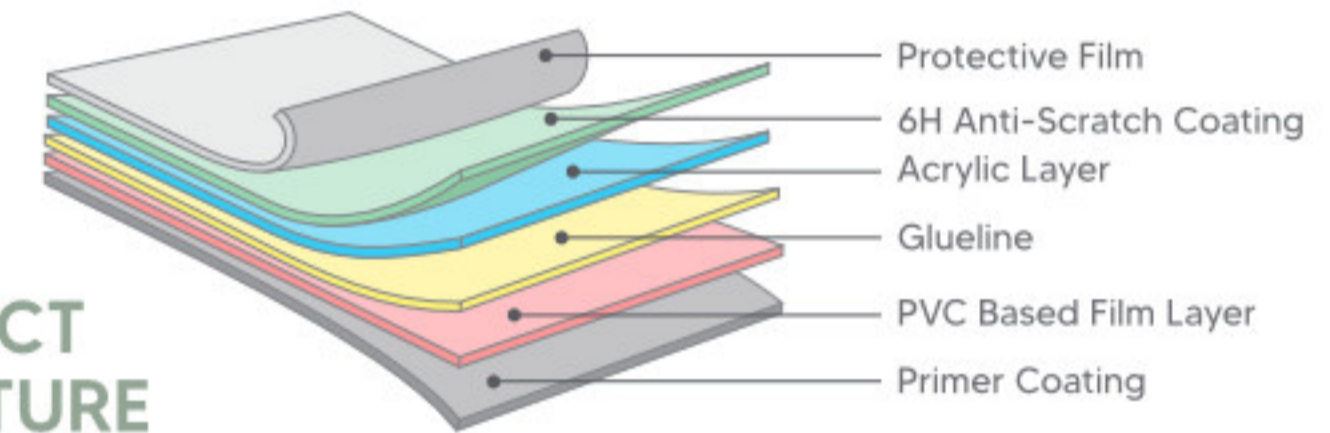
S.NO.	DESIGN NO.	MATCHING EDGE BAND	PAGE NO.
1	SDA 101		31
2	SDA 102	EDGE BAND • SDE - 102	30
3	SDA 103	EDGE BAND • SDE - 103	29
4	SDA 105	EDGE BAND • SDE - 105	25
5	SDA 106	EDGE BAND • SDE - 106	34
6	SDA 107	EDGE BAND • SDE - 107	34
7	SDA 109	EDGE BAND • SDE - 109	26
8	SDA 111	EDGE BAND • SDE - 111	28
9	SDA 112	EDGE BAND • SDE - 112	28
10	SDA 113	EDGE BAND • SDE - 113	30
11	SDA 114	EDGE BAND • SDE - 114	30
12	SDA 115	EDGE BAND • SDE - 115	29
13	SDA 116		30
14	SDA 117		32
15	SDA 118	EDGE BAND • SDE - 118	33
16	SDA 119	EDGE BAND • SDE - 119	34
17	SDA 120		27
18	SDA 121	EDGE BAND • SDE - 121	26
19	SDA 122	EDGE BAND • SDE - 122	29
20	SDA 123		32
21	SDA 125	EDGE BAND • SDE - 125	27
22	SDA 126	EDGE BAND • SDE - 126	26
23	SDA 127	EDGE BAND • SDE - 127	25
24	SDA 128	EDGE BAND • SDE - 128	32
25	SDA 129	EDGE BAND • SDE - 129	26
26	SDA 130	EDGE BAND • SDE - 130	28
27	SDA 131	EDGE BAND • SDE - 131	32
28	SDA 132	EDGE BAND • SDE - 132	25
29	SDA 133	EDGE BAND • SDE - 133	25
30	SDA 134	EDGE BAND • SDE - 134	28
31	SDA 135	EDGE BAND • SDE - 135	29
32	SDA 136	EDGE BAND • SDE - 136	33
33	SDA 137	EDGE BAND • SDE - 137	26
34	SDA 138	EDGE BAND • SDE - 138	31
35	SDA 151		18
36	SDA 152	EDGE BAND • SDE - 152	18
37	SDA 153	EDGE BAND • SDE - 153	18
38	SDA 154		18
39	SDA 155	EDGE BAND • SDE - 155	20
40	SDA 156	EDGE BAND • SDE - 156	20
41	SDA 157	EDGE BAND • SDE - 157	20
42	SDA 158	EDGE BAND • SDE - 158	20
43	SDA 161		20
44	SDA 162	EDGE BAND • SDE - 162	20
45	SDA 201		15
46	SDA 202		15
47	SDA 203		15
48	SDA 204		15
49	SDA 205		15
50	SDA 206		16
51	SDA 207		16
52	SDA 208		16
53	SDA 209		15
54	SDA 301		14
55	SDA 302		14
56	SDA 303		14

S.NO.	DESIGN NO.	MATCHING EDGE BAND	PAGE NO.
57	SDA 304		14
58	SDA 305		12
59	SDA 306		12
60	SDA 307		12
61	SDA 420	EDGE BAND • SDE - 420	23
62	SDA 421	EDGE BAND • SDE - 421	23
63	SDA 422	EDGE BAND • SDE - 422	24
64	SDA 423	EDGE BAND • SDE - 423	24
65	SDA 424	EDGE BAND • SDE - 424	24
66	SDA 425	EDGE BAND • SDE - 425	24
67	SDA 426	EDGE BAND • SDE - 426	22
68	SDA 427	EDGE BAND • SDE - 427	22
69	SDA 428	EDGE BAND • SDE - 428	22
70	SDA 429	EDGE BAND • SDE - 429	23
71	SDA 430	EDGE BAND • SDE - 430	23
72	SDA 431	EDGE BAND • SDE - 431	24
73	SDA 432	EDGE BAND • SDE - 432	23
74	SDA 451		38
75	SDA 452		38
76	SDA 453		41
77	SDA 454		41
78	SDA 455		42
79	SDA 456		42
80	SDA 459 A		40
81	SDA 460		40
82	SDA 461		39
83	SDA 462		39
84	SDA 463		36
85	SDA 464		35
86	SDA 465		36
87	SDA 601		45
88	SDA 607		45
89	SDA 608		45
90	SDA 611 A		46
91	SDA 612		45
92	SDA 701		44
93	SDA 702		44
94	SDA 703		44
95	SDA 704		44
96	SDA 1001		08
97	SDA 1002		08
98	SDA 1003	EDGE BAND • SDE - 107	10
99	SDA 1004	EDGE BAND • SDE - 115	10
100	SDA 1005	EDGE BAND • SDE - 102	10
101	SDA 1501		06
102	SDA 1502		06
103	SDA 1503		06
104	SDA 1504		06
105	SDA 1505		06
106	SDA 1506		06
107	SDA 1507		02
108	SDA 1508		04
109	SDA 1509		04
110	SDA 2001		48
111	SDA 2002		48

COMPARISON TABLE

PARAMETERS	SKYDECOR ACRYLIC LAMINATE	HIGH GLOSS LAMINATE (MICA)	PU COATING / DUCO PAINT	BACK PAINTED GLASS
GLASS LEVEL	>90	>70	>85	>85
SCRATCH PROOF	6H ANTISCRATCH	NO	NO	NO
COLOR CONSISTENCY	EXCELLENT	NOT GOOD	NOT GOOD	NOT GOOD
ORANGE PEEL	NO	YES	YES	NO
UV RESISTANCE	EXCELLENT	BAD	BAD	BAD
WATER RESISTANCE	EXCELLENT	BAD	BAD	EXCELLENT
DRY HEAT RESISTANCE	EXCELLENT	GOOD	BAD	BAD
VOLATILE ORGANIC COMPOUNDS (VOCs)	NO	YES	YES	YES

PRODUCT STRUCTURE



Sheet Size : 8' x 4' (2440mm X 1220mm)
 Sheet Standard Thickness: 1.5mm & 3mm (Flute only)
 Sheet Thickness can be customized in 1mm, 1.5mm and 2mm
 Length & Width Tolerance: 1 inch
 Thickness Tolerance: # 0.10mm

All designs in this catalogue
 can be customized in :
FLUTE & SOFT MATT

DISCLAIMER

The Products are tested to be reasonably free of defects, and when used and fabricated properly they will comply with the applicable manufacturing specifications within realistic deviations. We recommend customers to inspect products properly before installing. Product's warranty in no way covers defects and non-compliance from or otherwise attributable to any other causes, including, without limitation the following :

- Improper handling / transportation / storage of Skydecor Acrylic Laminates
- Improper installation of Skydecor Acrylic Laminates
- Improper or unintended usage of Skydecor Acrylic Laminates
- Lack of or improper maintenance of Skydecor Acrylic Laminates
- Exposure to high temperatures
- Unauthorized alteration to the products
- Outdoor applications
- Do not use plywood with high moisture content
- Do not use ply with uneven surface