

zipco[®]



Simplifying *lives.*

MAXIMUM RETAIL PRICES (INCLUSIVE OF GST)

EFFECTIVE: JAN 27th, 2025



www.zipco.in

Livsmart
by Ebco

Worksmart
by Ebco

INDEX

Sr. No.	Product Segment	Page No.
1.	Drawer Slides & Hinges	1 - 2
2.	Joinery & Fasteners	3
3.	Screws	3
4.	Locks & Hi Slides	4
5.	Pro-Lift & General Hardware	5
6.	Castors	6 - 7
7.	Window & Door Fittings	7 - 8
8.	Kitchen Systems & Accessories	9 - 13

Finishes Ready Reckoner

Finish	Code	Finish	Code
Zinc Black	- ZB	Ivory	- IV
Zinc White	- ZW	Anthracite	- AT
Nickel Plated	- NP	White	- WH
Satin Nickel Plated	- SNP	Silver	- SL
Stainless Steel	- SS	Brushed Steel / SSS	- BS
Polished Stainless Steel	- PSS	Anodized Silver	- AS
Black	- BL		
Grey	- GR		
Clear	- CL		
Antique	- AQ		

In our quest for quality, we constantly improve designs, features and specifications of our products. We therefore reserve the right to alter or change the design specifications without prior notification. The color of the products in this MRP may not match the actual color due to printing limitations.

	ITEM	ITEM CODE	MATERIAL	SIZE	FINISH	PCS. / SET	SPU	MRP
HINGES								
	Slip on Hinge Overlay - EURO with 4 Hole Mounting Plate	ZE-HS1M1		ø 35 mm	NP	Set of 2 Pcs.	100	83
	Slip on Hinge Half Overlay - EURO with 4 Hole Mounting Plate	ZE-HS2M1		ø 35 mm	NP	Set of 2 Pcs.	100	85
	Slip on Hinge Inset - EURO with 4 Hole Mounting Plate	ZE-HS3M1		ø 35 mm	NP	Set of 2 Pcs.	100	87
	Slip on Hinge Overlay - EURO with 4 Hole Mounting Plate-30mm	ZE-HS1M130		ø 35 mm	NP	Set of 2 Pcs.	100	83
	Slip on Hinge Half Overlay - EURO with 4 Hole Mtng Plate-30mm	ZE-HS2M130		ø 35 mm	NP	Set of 2 Pcs.	100	85
	Euro Slow Motion Overlay with 4 hole Mouting Plate	ZE-HSM1-M1		ø 35 mm	NP	Set of 2 Pcs.	50	158
	Euro Slow Motion Half Overlay with 4 hole Mouting Plate	ZE-HSM2-M1		ø 35 mm	NP	Set of 2 Pcs.	50	166
	Euro Slow Motion Inset with 4 hole Mounting Plate	ZE-HSM3-M1		ø 35 mm	NP	Set of 2 Pcs.	50	168
DRAWER SLIDES								
	Bottom Mounting Drawer Slides	Z-BMDS30		300 mm	IV	Set of 4 Pcs.	25	128
		Z-BMDS35		350 mm	IV	Set of 4 Pcs.	25	141
		Z-BMDS40		400 mm	IV	Set of 4 Pcs.	25	156
		Z-BMDS45		450 mm	IV	Set of 4 Pcs.	25	168
	Ball Bearing Slides - 35mm (HT), 30Kg	2/2 STDSM 25		250 mm	ZW / ZB	Set of 2 Pcs	20	228
		2/2 STDSM 30		300 mm	ZW / ZB	Set of 2 Pcs	20	276
		2/2 STDSM 35		350 mm	ZW / ZB	Set of 2 Pcs	20	320
		2/2 STDSM 40		400 mm	ZW / ZB	Set of 2 Pcs	20	368
		2/2 STDSM 45		450 mm	ZW / ZB	Set of 2 Pcs	20	412
		2/2 STDSM 50		500 mm	ZW / ZB	Set of 2 Pcs	20	450
	Ball Bearing Slides for Steel Furniture - 35mm (HT), 30Kg	2/4 SFDSM 35		350 mm	ZW	Set of 2 Pcs	20	382
		2/4 SFDSM 40		400 mm	ZW	Set of 2 Pcs	20	440
		2/4 SFDSM 45		450 mm	ZW	Set of 2 Pcs	20	492
	Ball Bearing Slides, 35Kg	2/1/STDS25		250 mm	ZW / ZB	Set of 2 Pcs.	10	248
		2/1/STDS30		300 mm	ZW / ZB	Set of 2 Pcs.	10	298
		2/1/STDS35		350 mm	ZW / ZB	Set of 2 Pcs.	10	336
		2/1/STDS40		400 mm	ZW / ZB	Set of 2 Pcs.	10	374
		2/1/STDS45		450 mm	ZW / ZB	Set of 2 Pcs.	10	420
		2/1/STDS50		500 mm	ZW / ZB	Set of 2 Pcs.	10	452
		2/1/STDS55		550 mm	ZW / ZB	Set of 2 Pcs.	10	512
		2/1/STDS60		600 mm	ZW / ZB	Set of 2 Pcs.	10	558
	Ball Bearing Slides - 36mm - Soft Close	2/5 STDSM 30-SC		300 mm	ZW	Set of 2 Pcs.	20	540
		2/5 STDSM 35-SC		350 mm	ZW	Set of 2 Pcs.	20	576
		2/5 STDSM 40-SC		400 mm	ZW	Set of 2 Pcs.	20	628
		2/5 STDSM 45-SC		450 mm	ZW	Set of 2 Pcs.	20	680
		2/5 STDSM 50-SC		500 mm	ZW	Set of 2 Pcs.	20	734

ITEM	ITEM CODE	MATERIAL	SIZE	FINISH	PCS. / SET	SPU	MRP
	ZCDSS30-SC		300mm	ZW	Set	10	1120
	ZCDSS35-SC		350mm	ZW	Set	10	1160
	ZCDSS40-SC		400mm	ZW	Set	10	1220
	ZCDSS45-SC		450mm	ZW	Set	10	1260
	ZCDSS50-SC		500mm	ZW	Set	10	1320
	ZCDSS55-SC		550mm	ZW	Set	10	1380
	2/7/HD90-45		450mm/90 Kg	ZW	Set of 2 pcs.		1290 *
	2/7/HD90-50		500mm/90 Kg	ZW	Set of 2 pcs.		1430 *
	2/7/HD90-75		750mm/90 Kg	ZW	Set of 2 pcs.		2140 *
	2/8/CKSE-35-I		350 mm	ZW/ZB	Set of 2 pcs		400 *
THIN WALL DRAWER SYSTEM							
	TDS1-30-AT		300 mm	AT	Set	4	1760
	TDS1-35-AT		350 mm	AT	Set	4	1870
	TDS1-40-AT		400 mm	AT	Set	4	2030
	TDS1-45-AT		450 mm	AT	Set	4	2184
	TDS1-50-AT		500 mm	AT	Set	4	2348
	TDS1-55-AT		550 mm	AT	Set	4	2472
	TDS2-30-AT		300 mm	AT	Set	4	1926
	TDS2-35-AT		350 mm	AT	Set	4	2052
	TDS2-40-AT		400 mm	AT	Set	4	2234
	TDS2-45-AT		450 mm	AT	Set	4	2410
	TDS2-50-AT		500 mm	AT	Set	4	2598
	TDS2-55-AT		550 mm	AT	Set	4	2740
	TDS3-30-AT		300 mm	AT	Set	4	2022
	TDS3-35-AT		350 mm	AT	Set	4	2170
	TDS3-40-AT		400 mm	AT	Set	4	2366
	TDS3-45-AT		450 mm	AT	Set	4	2558
	TDS3-50-AT		500 mm	AT	Set	4	2760
	TDS3-55-AT		550 mm	AT	Set	4	2918
	TDS4-30-AT		300 mm	AT	Set	4	2120
	TDS4-35-AT		350 mm	AT	Set	4	2290
	TDS4-40-AT		400 mm	AT	Set	4	2500
	TDS4-45-AT		450 mm	AT	Set	4	2710
	TDS4-50-AT		500 mm	AT	Set	4	2930
	TDS4-55-AT		550 mm	AT	Set	4	3100
	TDSBP-80		3 mtr	AT	Each	1	2134
	TDSBP-120		3 mtr	AT	Each	1	3490
	TDSBP-150		3 mtr	AT	Each	1	4890

JOINERY & FASTENERS								
ITEM	ITEM CODE	MATERIAL	SIZE	FINISH	PCS. / SET	SPU	MRP	
	Minifix Housing	Z-MF16-NP	ø 16 mm	NP	Each	250	1550 /250pcs	
		Z-MF18-NP	ø 18 mm	NP	Each	250	1620 /250pcs	
	Steelfix Housing	Z-SF16-NP	Ø 15 mm, Ht 11.5 mm	NP	Each	1000	4120 /1000pcs	
		Z-SF18-NP	Ø 15 mm, Ht 13.5 mm	NP	Each	1000	5100 /1000pcs	
	M6 ROTOR Screw	Z-MFRM6	42mm (Total Length)	ZW	Each	250	588 /250pcs	
M6 Dowel - ø10 mm	Z-MFD610	10 x 10.5 mm	Nylon	Each	250	183 /250pcs		
	Dowel	ZDP840	8 x 40 mm	Wooden	Each	500	1.04	
ITEM	ITEM CODE	MATERIAL	SIZE	FINISH	Qty. Retail / Retail Bulk	SPU	MRP Retail / Retail Bulk	
	Dry Wall (Gypsum) Screws	ZDWS 3516 BL/ZW	C-1018/C-1022 Steel	3.5 X 16mm	Black / Zinc	3000 / 25000 pcs	1000	1200 /10000
		ZDWS 3519 BL/ZW	C-1018/C-1022 Steel	3.5 x 19mm	Black / Zinc	3000 / 20000 pcs	1000	1320 /8800
		ZDWS 3525 BL/ZW	C-1018/C-1022 Steel	3.5 x 25mm	Black / Zinc	2000 / 15000 pcs	1000	1000 /7500
		ZDWS 3532 BL/ZW	C-1018/C-1022 Steel	3.5 x 32mm	Black / Zinc	1500 / 10000 pcs	500	990 /6600
		ZDWS 3538 BL/ZW	C-1018/C-1022 Steel	3.5 x 38mm	Black / Zinc	1200 / 8000 pcs	400	912 /6080
		ZDWS 3550 BL/ZW	C-1018/C-1022 Steel	3.5 x 50mm	Black / Zinc	800 / 5000 pcs	200	832 /5200
		ZDWS 3560 BL/ZW	C-1018/C-1022 Steel	3.5 X 60mm	Black / Zinc	600 / 3600 pcs	150	744 /4464
		ZDWS 3575 BL/ZW	C-1018/C-1022 Steel	3.5 x 75mm	Black / Zinc	300 / 2000 pcs	100	474 /3160
	Dry Wall (Gypsum) Screws	ZDWS 4219 BL/ZW	C-1018/C-1022 Steel	4.2 x 19mm	Black / Zinc	2400 / 16000 pcs	800	1344 /8960
		ZDWS 4225 BL/ZW	C-1018/C-1022 Steel	4.2 x 25mm	Black / Zinc	2000 / 12000 pcs	1000	1360 /8160
		ZDWS 4230 BL/ZW	C-1018/C-1022 Steel	4.2 x 30mm	Black / Zinc	1200 / 12000 pcs	400	1032 /10320
		ZDWS 4232 BL/ZW		4.2 x 32 mm	Black / Zinc	1200 / 10000 pcs	400	1080 /9000
		ZDWS 4235 BL/ZW	C-1018/C-1022 Steel	4.2 x 35mm	Black / Zinc	1000 / 10000 pcs	500	960 /9600
		ZDWS 4238 BL/ZW		4.2 x 38 mm	Black / Zinc	1200 / 7500 pcs	300	1224 /7650
		ZDWS 4250 BL/ZW	C-1018/C-1022 Steel	4.2 x 50mm	Black / Zinc	800 / 5000 pcs	200	1136 /7100
		ZDWS 4260 BL/ZW	C-1018/C-1022 Steel	4.2 x 60mm	Black / Zinc	600 / 3600 pcs	150	900 /5400
		ZDWS 4275 BL/ZW	C-1018/C-1022 Steel	4.2 x 75mm	Black / Zinc	300 / 2500 pcs	100	564 /4700
		ZDWS 42100 BL/ZW	C-1018/C-1022 Steel	4.2 x 100mm	Black / Zinc	200 / 3000 pcs	100	492 /7380
	Dry Wall (Gypsum) Screws	ZDWS 3516 NP		3.5 x 16mm	NP	3000 / 25000 pcs	1000	1440 /12000
		ZDWS 3519 NP		3.5 x 19mm	NP	3000 / 20000 pcs	1000	1620 /10800
		ZDWS 3525 NP		3.5 x 25mm	NP	2000 / 15000 pcs	1000	1280 /9600
		ZDWS 3532 NP		3.5 x 32mm	NP	1500 / 10000 pcs	500	1230 /8200
		ZDWS 3538 NP		3.5 x 38mm	NP	1200 / 10000 pcs	400	1128 /9400
		ZDWS 3550 NP		3.5 x 50mm	NP	1000 / 5000 pcs	200	960 /6000
	Butterfly Wall Plug (with screw ZDWS 3550)	Z-BWP-40		Dia. 14 x 40	WH	Each	100	570 /100pcs

	ITEM	ITEM CODE	MATERIAL	SIZE	FINISH	PCS. / SET	SPU	MRP
LOCKS								
	Square Lock Popular 22mm	Z-SQLP1-22		22mm/ Ø19mm		Each	12	87
	Square Lock 22 mm	Z-SQL1-22		22mm/ Ø19mm		Each	12	82
	Square Lock 32 mm	Z-SQL1-32		32mm/ Ø19mm		Each	12	112
	Front Multi Drawer Lock - 600 mm	Z-FMDL60		Ø19mm/ Locking Strip Length: 600mm		Each	1	222
	Cam Lock - Threaded 25 mm	Z-MCL2-25		25mm		Each	12	100
	Sliding Wardrobe Lock	Z-WLS1-18		18mm/ Ø19mm		Each	10	320
	Wardrobe Lock 2 Point - Inset (22 mm)	Z-WL2-22-I		22mm/ Ø19mm/ Rod Length: (995mm x 2)		Set	1	694
HI SLIDE 45 - REVERSIBLE SOFT CLOSE								
	Hi Slide 45 -Reversible Soft Close - 2 Doors (Complete 2 Door Fittings With Soft Close attachments)	Z-HS45R-2		45 Kg	GR	Set	1	2340
	Hi Slide 45 - Reversible Soft Close - 3 Doors (Complete 3 Door Fittings With Soft Close attachments)	Z-HS45R-3		45 Kg	GR	Set	1	3090
	Al. Profile Track for Hi Slide 45 Reversible Soft Close 2 Doors & 3 Doors (Set of Top & Bottom Track with Decorative Cover)	Z-HS45R-T2		2.44m	AS	Set	1	2594
		Z-HS45R-T3		3.66m	AS	Set	1	3890

ITEM	ITEM CODE	MATERIAL	SIZE	FINISH	PCS. / SET	SPU	MRP
PRO LIFT							
	Pro-Lift	ZPLC-06		60N	SL	Pair	1 254
		ZPLC-08		80N	SL	Pair	1 254
		ZPLC-10		100N	SL	Pair	1 254
		ZPLC-12		120N	SL	Pair	1 254
		ZPLC-15		150N	SL	Pair	1 254
		ZPLC-20		200N	SL	Pair	1 294
		ZPLC-25		250N	SL	Pair	1 336
	ZiPro-Lift Flap Door System-Medium	ZL-FDSM		Door Weight: 6 ~ 8Kg Door Size W1200xH500xT18mm	GR	Set	1 2890
	ZiPro-Lift Flap Door System-Heavy	ZL-FDSH		Door Weight: 8 ~ 10Kg Door Size W1200xH500xT25mm	GR	Set	1 2890
GENERAL HARDWARE & ACCESSORIES							
	Shoe Rack Fittings	6/3/SRF/BL	Plastic		Black	Set of 2 Pcs.	1 440
	Cabinet Shelf Support	Z-CSS3		Load: 16kg/pc	ZW	Each	250 620 / 250pcs
	Multipurpose Rotating Hook	ZMRH			NB/BL	Each	346 ■
BIRD SPIKE							
	Bird Spike (Polycarbonate)	6/4/BS 18	Poly-carbonate	450 mm	CL	10 Pcs.	10 996

Protect building from bird menace in humane way

PROBLEM

SOLUTION


	ITEM	ITEM CODE	MATERIAL	SIZE	FINISH	PCS. / SET	SPU	MRP
CASTORS								
APPLIANCE CASTORS								
 Nylon  PU  Bearing  Fixed 4 Wheel  Swivel 4 Wheel  Fixed 6 Wheel  Swivel 6 Wheel	Fixed 4-Wheel (Nylon)	1/4/FN4C	Nylon	Load/Wheel: 50Kg	P.C.	Set of 4 Pcs.	1	360
	Fixed 4-Wheel (PU)	1/4/FPU4C	PU	Load/Wheel: 67Kg	P.C.	Set of 4 Pcs.	1	466
	Fixed 4-Wheel (Bearing)	1/4/FBW4C	TPE	Load/Wheel: 67Kg	P.C.	Set of 4 Pcs.	1	1010
	Swivel 4-Wheel (Nylon)	1/4/SN4C	Nylon	Load/Wheel: 50Kg	P.C.	Set of 4 Pcs.	1	494
	Swivel 4-Wheel (PU)	1/4/SPU4C	PU	Load/Wheel: 67Kg	P.C.	Set of 4 Pcs.	1	598
	Swivel 4-Wheel (Bearing)	1/4/SBW4C	TPE	Load/Wheel: 67Kg	P.C.	Set of 4 Pcs.	1	1124
	Fixed 6-Wheel (Nylon)	1/4/FN6C	Nylon	Load/Wheel: 75Kg	P.C.	Set of 4 Pcs.	1	568
	Fixed 6-Wheel (PU)	1/4/FPU6C	PU	Load/Wheel: 100Kg	P.C.	Set of 4 Pcs.	1	724
	Fixed 6-Wheel (Bearing)	1/4/FBW6C	TPE	Load/Wheel: 100Kg	P.C.	Set of 4 Pcs.	1	1512
	Swivel 6-Wheel (Nylon)	1/4/SN6C	Nylon	Load/Wheel: 75Kg	P.C.	Set of 4 Pcs.	1	798
	Swivel 6-Wheel (PU)	1/4/SPU6C	PU	Load/Wheel: 100Kg	P.C.	Set of 4 Pcs.	1	964
	Swivel 6-Wheel (Bearing)	1/4/SBW6C	TPE	Load/Wheel: 100Kg	P.C.	Set of 4 Pcs.	1	1754
SWIVEL CASTORS - Polycarbonate								
        	Swivel Castor Ø 35mm with Brake	1/5/P35 PB	Poly-carbonate	Load/Wheel: 25Kg	Fumed	Set of 2 Pcs.	1	404
	Swivel Castor Ø 35mm without Brake	1/5/P35 P	Poly-carbonate	Load/Wheel: 25Kg	Fumed	Set of 2 Pcs.	1	362
	Swivel Castor Ø 35mm with 2 Brakes	1/5/P35 PB-2	Poly-carbonate	Load/Wheel: 25Kg	Fumed	Set of 4 Pcs.	1	766
	Swivel Castor Ø 50mm with Brake	1/5/P50 PB	Poly-carbonate	Load/Wheel: 35Kg	Fumed	Set of 2 Pcs.	1	596
	Swivel Castor Ø 50mm without Brake	1/5/P50 P	Poly-carbonate	Load/Wheel: 35Kg	Fumed	Set of 2 Pcs.	1	550
	Swivel Castor Ø 50mm with 2 Brakes	1/5/P50 PB-2	Poly-carbonate	Load/Wheel: 35Kg	Fumed	Set of 4 Pcs.	1	1146
	Swivel Castor Ø 75mm with Brake	1/5/P75 PB	Poly-carbonate	Load/Wheel: 45Kg	Fumed	Set of 2 Pcs.	1	904
	Swivel Castor Ø 75mm without Brake	1/5/P75 P	Poly-carbonate	Load/Wheel: 45Kg	Fumed	Set of 2 Pcs.	1	848
	Swivel Castor Ø 75mm with 2 Brakes	1/5/P75 PB-2	Poly-carbonate	Load/Wheel: 45Kg	Fumed	Set of 4 Pcs.	1	1752
*Add P for Plate and T for Thread to the Castors required, *Add Rs. 116.00/- to MRP for all 4 Brake (Set of 4 Pcs.)								







	ITEM	ITEM CODE	MATERIAL	SIZE	FINISH	PCS. / SET	SPU	MRP
TWIN WHEEL CASTORS								
	Twin Wheel Plate	1/1/N40P	Nylon	Load/Wheel: 20Kg	BL	Set of 4 Pcs.	1	170
	Twin Wheel Thread	1/1/N40T	Nylon	Load/Wheel: 20Kg	BL	Set of 4 Pcs.	1	147
	Twin Wheel Plate (With 2 Brakes)	1/1/N40BP-2	Nylon	Load/Wheel: 20Kg	BL	Set of 4 Pcs.	1	196
	Twin Wheel Thread (With 2 Brakes)	1/1/N40BT-2	Nylon	Load/Wheel: 20Kg	BL	Set of 4 Pcs.	1	167
	Twin Wheel Plate (With 4 Brakes)	1/1/N40BP-4	Nylon	Load/Wheel: 20Kg	BL	Set of 4 Pcs.	1	222
	Twin Wheel Thread (With 4 Brakes)	1/1/N40BT-4	Nylon	Load/Wheel: 20Kg	BL	Set of 4 Pcs.	1	189
	Twin Wheel Plate	1/1/N50P	Nylon	Load/Wheel: 35Kg	BL	Set of 4 Pcs.	1	190
	Twin Wheel Thread	1/1/N50T	Nylon	Load/Wheel: 35Kg	BL	Set of 4 Pcs.	1	168
	Twin Wheel Plate (With 2 Brakes)	1/1/N50BP-2	Nylon	Load/Wheel: 35Kg	BL	Set of 4 Pcs.	1	232
	Twin Wheel Thread (With 2 Brakes)	1/1/N50BT-2	Nylon	Load/Wheel: 35Kg	BL	Set of 4 Pcs.	1	202
	Twin Wheel Plate (With 4 Brakes)	1/1/N50BP-4	Nylon	Load/Wheel: 35Kg	BL	Set of 4 Pcs.	1	274
	Twin Wheel Thread (With 4 Brakes)	1/1/N50BT-4	Nylon	Load/Wheel: 35Kg	BL	Set of 4 Pcs.	1	236
* P for Plate and T for Thread Castors.								
WINDOW & DOOR FITTINGS								
	Friction Stay (65°)	ZFRS 813	SS	203x19x13.5 mm Max Load:13Kg	SS	Pair	50	231
	Friction Stay SS (13 mm Stack Ht.)	ZFRS 1013	SS	254x19x13 mm Max Load: 12Kg	SS	Pair	50	250
		ZFRS 1213	SS	305x19x13 mm Max Load: 18Kg	SS	Pair	50	278
		ZFRS 1413	SS	356x19x13 mm Max Load:22Kg	SS	Pair	50	354
		ZFRS 1613	SS	406x19x13 mm Max Load:28Kg	SS	Pair	50	416
	Door Closer 101 - Basic	ZDC-101-B		25 - 45Kg	SL	Each	1	980
		ZDC-101-B-BL		25 - 45Kg	BL	Each	1	980
	Door Closer 201 - Basic	ZDC-201-B		45 - 65Kg	SL	Each	1	1110
		ZDC-201-B-BL		45 - 65Kg	BL	Each	1	1110
	Door Spring - Lite	ZDSL-162		162mm	BL / SL	Each	1	590
		ZDSL-192		192mm	BL / SL	Each	1	636
	Floor Spring 90	ZDFS-90		90Kg	BS	Each	1	2660
	Floor Spring 90 - Cover Plate	ZDFS-CP-90			BL	Each	1	690
	Floor Spring 120	ZDFS-120		120Kg	BS	Each	1	4310
	Floor Spring 120 - Cover Plate	ZDFS-CP-120			BL	Each	1	740

ITEM	ITEM CODE	MATERIAL	SIZE	FINISH	PCS. / SET	SPU	MRP
	ZD-GDH-1925		Ø 19 x 250 mm	BS	Set of 2	1	722
	ZD-GDH-2230		Ø 22 x 300 mm	BS	Set of 2	1	794
	ZD-GDH-2545		Ø 25 x 450 mm	BS	Set of 2	1	920
	ZD-GDH-3260		Ø 32 x 600 mm	BS	Set of 2	1	1342
	ZH-GDH-2215		Ø 22 x 150 mm	BS	Set of 2	1	968
	ZH-GDH-2520		Ø 25 x 200 mm	BS	Set of 2	1	1018
	ZH-GDH-2530		Ø 25 x 300 mm	BS	Set of 2	1	1094
	ZH-GDH-3245		Ø 32 x 450 mm	BS	Set of 2	1	1292
	ZH-GDH-3275		Ø 32 x 750 mm	BS	Set of 2	1	1816
	4/2/CDH 3	Zinc Die Cast	13 x 45 mm Load: 5Kg	SNP	Set of 2 Pcs.	1	530
	4/2/CDH 4	Zinc Die Cast	13 x 60 mm Load: 10Kg	SNP	Set of 2 Pcs.	1	706
	4/2/CDH 5	Zinc Die Cast	16 x 70 mm Load: 15Kg	SNP	Set of 2 Pcs.	1	1038
	4/2/CDH 3-AQ	Zinc Die Cast	13 x 45 mm Load: 5Kg	AQ	Set of 2 Pcs.	1	624
	4/2/CDH 4-AQ	Zinc Die Cast	13 x 60 mm Load: 10Kg	AQ	Set of 2 Pcs.	1	780
		4/2/CDH 6 NR	Zinc Die Cast	19 x 95 mm Load: 25Kg	SNP	Set of 2 Pcs.	1
4/2/CDH 8 NR		Zinc Die Cast	27 x 118 mm Load: 40Kg	SNP	Set of 2 Pcs.	1	3610
	Z-BH-W316		75 x 47 x 1.45 mm	SS	Set of 2 Pcs.	1	110
	Z-BH-W312		75 x 50 x 2.4mm	SS	Set of 2 Pcs.	1	154
	Z-BH-W412		100 x 60 x 2.4mm	SS	Set of 2 Pcs.	1	234
	Z-BH-W512		125 x 68 x 2.4mm	SS	Set of 2 Pcs.	1	278
	Z-BH-W413		100 x 75 x 3mm	SS	Set of 2 Pcs.	1	324
	Z-BH-W513		125 x 75 x 3mm	SS	Set of 2 Pcs.	1	388
	Z-BH-W613		150 x 75 x 3mm	SS	Set of 2 Pcs.	1	442

Friction Stay SS

Because opening windows should be an absolute breeze.



ITEM	ITEM CODE	MATERIAL	SIZE	FINISH	PCS. / SET	SPU	MRP	
KITCHEN BASKETS & ACCESSORIES - Stainless Steel & Non Rust								
KITCHEN BASKETS - Plain			Width	Depth	Height			
	Right Angle Basket - Plain - 15 Series	ZRA-15-16-4	SS	380	405	100	1	1190
		ZRA-15-16-6	SS	380	405	150	1	1308
		ZRA-15-16-8	SS	380	405	200	1	1572
		ZRA-15-18-4	SS	380	455	100	1	1274
		ZRA-15-18-6	SS	380	455	150	1	1386
		ZRA-15-18-8	SS	380	455	200	1	1668
		ZRA-15-20-4	SS	380	505	100	1	1368
		ZRA-15-20-6	SS	380	505	150	1	1486
		ZRA-15-20-8	SS	380	505	200	1	1778
	Right Angle Basket - Plain - 17 Series	ZRA-17-20-4	SS	430	505	100	1	1462
		ZRA-17-20-6	SS	430	505	150	1	1578
		ZRA-17-20-8	SS	430	505	200	1	1882
	Right Angle Basket - Plain - 19 Series	ZRA-19-20-4	SS	480	505	100	1	1594
		ZRA-19-20-6	SS	480	505	150	1	1732
		ZRA-19-20-8	SS	480	505	200	1	2048
	Right Angle Basket - Plain - 21 Series	ZRA-21-20-4	SS	530	505	100	1	1684
		ZRA-21-20-6	SS	530	505	150	1	1832
		ZRA-21-20-8	SS	530	505	200	1	2160
KITCHEN BASKETS - Cup & Saucer			Width	Depth	Height			
	Right Angle Cup & Saucer Kitchen Basket - 15 Series	ZRA-15-16-4 CS	SS	380	405	100	1	1218
		ZRA-15-18-4 CS	SS	380	455	100	1	1322
		ZRA-15-20-4 CS	SS	380	505	100	1	1428
	Right Angle Cup & Saucer Kitchen Basket - 17 Series	ZRA-17-20-4 CS	SS	430	505	100	1	1478
	Right Angle Cup & Saucer Kitchen Basket - 19 Series	ZRA-19-20-4 CS	SS	480	505	100	1	1558
Right Angle Cup & Saucer Kitchen Basket - 21 Series	ZRA-21-20-4 CS	SS	530	505	100	1	1622	
KITCHEN BASKETS - Plate			Width	Depth	Height			
	Right Angle Plate Kitchen Basket - 15 Series	ZRA-15-16-6 PL	SS	380	405	150	1	1362
		ZRA-15-18-6 PL	SS	380	455	150	1	1490
		ZRA-15-20-6 PL	SS	380	505	150	1	1580
	Right Angle Plate Kitchen Basket - 17 Series	ZRA-17-20-6 PL	SS	430	505	150	1	1676
	Right Angle Plate Kitchen Basket - 19 Series	ZRA-19-20-6 PL	SS	480	505	150	1	1804
	Right Angle Plate Kitchen Basket - 21 Series	ZRA-21-20-6 PL	SS	530	505	150	1	1904

ITEM		ITEM CODE	MATERIAL	SIZE	FINISH	PCS. / SET	SPU	MRP
KITCHEN BASKETS - Thali								
				Width	Depth	Height		
	Right Angle Thali Kitchen Basket - 15 Series	ZRA-15-16-8 TH	SS	380	405	200	1	1512
		ZRA-15-18-8 TH	SS	380	455	200	1	1616
		ZRA-15-20-8 TH	SS	380	505	200	1	1730
	Right Angle Thali Kitchen Basket - 17 Series	ZRA-17-20-8 TH	SS	430	505	200	1	1822
	Right Angle Thali Kitchen Basket - 19 Series	ZRA-19-20-8 TH	SS	480	505	200	1	1946
Right Angle Thali Kitchen Basket - 21 Series	ZRA-21-20-8 TH	SS	530	505	200	1	2046	
KITCHEN BASKETS - Half Bottle Rack								
	Right Angle Half Bottle Rack	ZRA-15-20-6 HBR	SS	380	505	150	1	1572
		ZRA-19-20-6 HBR	SS	480	505	150	1	1894
KITCHEN BASKETS - Cutlery								
	Right Angle Cutlery Kitchen Basket - 15 Series	ZRA-15-20-4 CT	SS	380	505	100	1	3161
	Right Angle Cutlery Kitchen Basket - 17 Series	ZRA-17-20-4 CT	SS	430	505	100	1	3606
	Right Angle Cutlery Kitchen Basket - 19 Series	ZRA-19-20-4 CT	SS	480	505	100	1	3946
	Right Angle Cutlery Kitchen Basket - 21 Series	ZRA-21-20-4 CT	SS	530	505	100	1	4280
	Right Angle Cutlery Kitchen Basket - Eco	ZRA-15-20-4 CT E	SS	380	505	81	1	2720
		ZRA-17-20-4 CT E	SS	430	505	81	1	3028
		ZRA-19-20-4 CT E	SS	480	505	81	1	3239
		ZRA-21-20-4 CT E	SS	530	505	81	1	3460
KITCHEN BASKETS - Utensil								
	Right Angle Kitchen Utensil Basket - 28 Series	ZRA-28-20-5 UB	SS	700	505	135	1	2354
	Right Angle Kitchen Utensil Basket - 32 Series	ZRA-32-20-5 UB	SS	800	505	135	1	2522
DINNER SET BASKET								
	Dinner Set Basket	ZDSB 28-20-6	SS	710	505	150	1	2742
		ZDSB 32-20-6	SS	810	505	150	1	2974

ITEM		ITEM CODE	MATERIAL	SIZE	FINISH	PCS. / SET	SPU	MRP
KITCHEN GRAIN DRAWER								
				Width	Depth	Height		
	Kitchen Grain Drawer	ZKGD 16-20-14	SS	405	505	350	1	3756
		ZKGD 20-20-14	SS	500	500	350	1	4202
	Basket Clip	7/8-BC SS	SS		SS	Each	1	3190 /500pcs
	Bottle Pullout - SS Soft Close (2 Tier Full Set with Basket / Ebco Concealed Slides and Clip)	ZBSP0SC2-100		100 x 506 x 525 mm (for 150 mm wide Cabinet)	SS	Set	1	3222
		ZBSP0SC2-150		150 x 506 x 525 mm (for 200 mm wide Cabinet)	SS	Set	1	3358
		ZBSP0SC2-200		200 x 506 x 525 mm (for 250 mm wide Cabinet)	SS	Set	1	3520
	Side Pullout Holder	ZSPH 16-23	SS	400		580	1	1248
		ZSPH 20-19	SS	500		480	1	1252
		ZSPH 20-23	SS	500		580	1	1372
		ZSPH 24-23	SS	600		580	1	1494
	Side Pullout Basket	ZRA 4-20-3 SPB	SS	100	505	75	1	602
		ZRA 6-20-3 SPB	SS	150	505	75	1	678
		ZRA 8-20-3 SPB	SS	200	505	75	1	758
	Side Pullout Frameless 2 Tier	ZSPOB 4-20-17D	SS	100	505	432	1	1430
		ZSPOB 6-20-17D	SS	150	505	432	1	1626
		ZSPOB 8-20-17D	SS	200	505	432	1	1800
	Side Pullout Frameless 3 Tier	ZSPOB 6-20-21T	SS	150	505	533	1	2220
		ZSPOB 8-20-21T	SS	200	505	533	1	2488
	Kitchen Carrousel Unit 650 mm - Wire	ZKC26W	SS	650 mm Dia.	Polished SS	Set	1	7450
	Kitchen Carrousel Unit 750 mm - Wire	ZKC30W	SS	750 mm Dia.	Polished SS	Set	1	8150

ITEM		ITEM CODE	MATERIAL	SIZE	FINISH	PCS. / SET	SPU	MRP
KITCHEN GLASS RACK / PLATE RACK / DRIP TRAY				Width	Depth	Height		
	Kitchen Glass Rack	ZGR 22-10	SS	559	255	47	1	830
		ZGR 24-10	SS	595	255	47	1	858
		ZGR 28-10	SS	705	255	47	1	986
		ZGR 30-10	SS	755	255	47	1	1064
		ZGR 34-10	SS	855	255	47	1	1156
	Kitchen Plate Rack	ZPR 22-10	SS	559	255	91	1	1004
		ZPR 24-10	SS	595	255	91	1	1076
		ZPR 28-10	SS	705	255	91	1	1234
		ZPR 30-10	SS	755	255	91	1	1322
		ZPR 34-10	SS	855	255	91	1	1480
	Kitchen Drip Tray (w/o Rod Support & Anchors)	ZDT-16-10E	SS	450 x 243	Grey	Each	1	554 *
		ZDT-18-10E	SS	500 x 243	Grey	Each	1	602 *
		ZDT 22-10E	SS	534 x 243	Grey	Each	1	714 ▼
		ZDT 24-10E	SS	580 x 243	Grey	Each	1	748 ▼
		ZDT-26-10E	SS	700 x 243	Grey	Each	1	824 *
		ZDT 28-10E	SS	690 x 243	Grey	Each	1	870 ▼
		ZDT 30-10E	SS	740 x 243	Grey	Each	1	930 ▼
		ZDT 34-10E	SS	840 x 243	Grey	Each	1	1076 ▼
	Kitchen Counter Utility Trolley Basket (2 tier)	ZUT 15-12-15	SS	300 x 376 x 375mm	Polished SS	Each	1	2752
	Kitchen Utility Trolley Basket (3 tier)	ZUT 15-12-24	SS	376 x 300 x 600mm	Polished SS	Each	1	3952
WALL HANGING ACCESSORIES - Stainless Steel Non-Rust								
	Kitchen Drawer Rack - Plate	ZKDR-18P		455*123*100 mm	SS	Each	1	618
		ZKDR-20P		504*123*100 mm	SS	Each	1	666
	Kitchen Drawer Rack - Thali	ZKDR-18T		455*151*150 mm	SS	Each	1	780
		ZKDR-20T		504*151*150 mm	SS	Each	1	816
	Kitchen Paper-Towel Rack	ZKWA-T	SS	350 x 350 x 165mm	SS	Each	1	762
	Kitchen Corner Rack	ZKWA-C	SS	350 x 280 x 300mm	SS	Each	1	1178
Add 'H' to the existing code for Wall Hanging models (Hook type).								


ITEM	ITEM CODE	MATERIAL	SIZE	FINISH	PCS. / SET	SPU	MRP	
	Wine Glass Holder (Single)	ZWGH S 4-14-3	SS	110 x 350 x 65mm	SS	Each	1	236
	Wine Glass Holder (Double)	ZWGH D 8-14-3	SS	210 x 350 x 65mm	SS	Each	1	402
	Cup Hanger	ZCH-6	SS	105 x 280 x 51mm	SS	Each	1	254
	Kitchen Caddie	ZKCD 24-10-5	SS	600 x 240 x 138mm	SS	Each	1	1238
	Shutter Bin Basket	ZSB 13-10-14	SS	330 X 250 X 350mm	SS	Each	1	1374
	Shutter Bin Holder	ZSBH 10-11-6	SS	260 X 290 X 140mm	SS	Each	1	704
	Detergent Holder	ZDH 9-8-13	SS	235 x 200 x 330mm	SS	Each	1	796
	Cylinder Trolley	ZCYT 12-2	SS	300 mm Dia.	SS	Each	1	1036
		7/8-12CYT	Steel	300 mm Dia.	P.C.	Each	1	626

New Products *	Item Code Change ■	Price Increase ▲	Price Decrease ▼
----------------	--------------------	------------------	------------------

Finest quality at best prices.


Zipco®

Zipco Bird Spikes.
Flexible. Non-corrosive.



The harmless way and protect your buildings.

- **Harmless:** Does not harm birds as they do not land but fly away.
- **Flexible:** Can be applied on curved surfaces, circular pillars and it can be cut to length for exact fit.
- **Smaller spike:** Prevents rats and other vermin. Ideal for compound walls.
- Ideal for office buildings, hotels, hospitals, residences, warehouses, factories, etc.
- Usable on windowsills, ledges, air conditioners, pipes, etc.




Hinges




Ball Bearing Slides



SS Baskets



Construction Fasteners



Gypsum Screws



Castors



Concealed Door Hinges

- High precision Ball Bearing Slides
- Wide range of SS Kitchen Baskets to choose from
- High precision Roofing Screws (Construction Fasteners) and Dry Wall (Gypsum Screws)
- Heavy duty polycarbonate Castors and Concealed Door Hinges.

www.zipco.in

An  Group Company