

# EXPLORE OUR WIDE RANGE



HARDWARE PRODUCTS



GLASS FITTINGS



FURNITURE FITTINGS



BATHROOM ACCESSORIES



DIGITAL SOLUTION



RAILING SYSTEMS

## KICH ARCHITECTURAL PRODUCTS PVT. LTD.

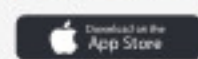
Rajkot-Gondal NH 27, Vavdi, Rajkot - 360 004(Gujarat), India.  
Tel. : +91-74900 39316/17 | E-mail : sales@kichindia.com

Helpline : 1800 212 3638 | Email : customercare@kichindia.com

Follow us on:

### Disclaimer:

The visuals/Specifications/Drawings of the products shown and other information in this Pricelist are subject to change and Kich reserves the right to make such amendments without notice.



Scan to get Kich Mobile App  
or Download from

31 years  
of Excellence

**KICH**<sup>®</sup>  
STEEL... FOR LIFE

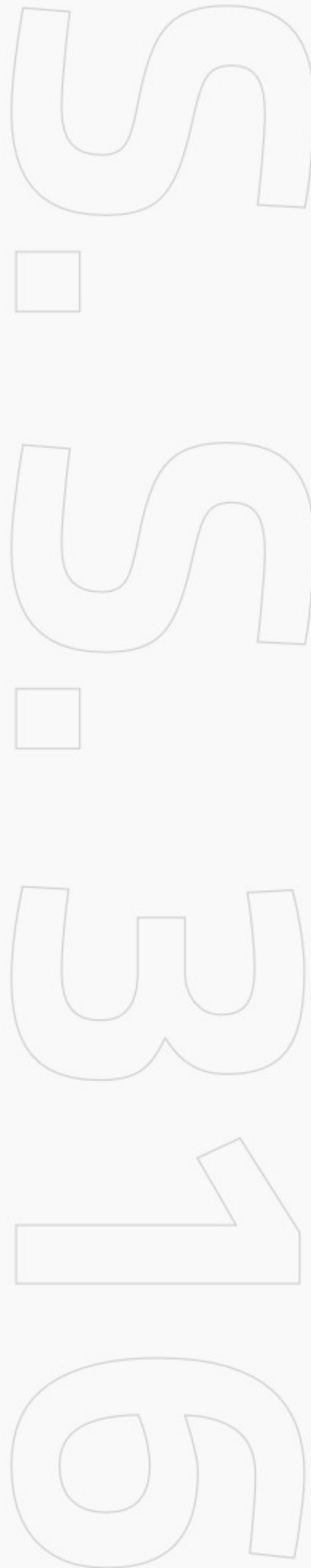


**PRICE LIST**  
KICH | KICH PR



















▪ W.E.F 07-10-2023 ▪

www.kichindia.com





UPLIFT YOUR CLASS WITH  
**KICH S. S. 316 GRADE PREMIUM QUALITY**  
ARCHITECTURAL PRODUCTS









[ **KICH INDEX** ]

 <p>Pull Handle   Mortice Handle (Marvel Collection &amp; Elite Series) : <b>04 - 07</b></p>	 <p>Mortice Handle   Mortice Handle with Rectangle Cap   Escutcheons : <b>08 - 09</b></p>	 <p>Mortice Lock Body   Pin Cylinder Shaft Dead Lock : <b>10 - 11</b></p>
 <p>Pin Cylinder   Night Latch : <b>12 - 13</b></p>	 <p>Door and Window Hinges : <b>14</b></p>	 <p>Pull Handle : <b>15 - 18</b></p>
 <p>Door Closer   Tactile   Tandem Drawer Slide Slim : <b>19 - 20</b></p>	 <p>Ball Bearing Drawer Slides   Slide on Hinge   Cupboard Locks : <b>21 - 22</b></p>	 <p>Drawer Locks   Digital Furniture Locks Hydraulic Gas Spring : <b>23 - 24</b></p>
 <p>Cabinet Handle   Concealed Handle Drawer Knobs : <b>25 - 27</b></p>	 <p>Door Stopper   Door Viewer : <b>28</b></p>	 <p>Tower Bolt   Digital Safe : <b>29 - 30</b></p>
 <p>Floor Spring   Patch Fitting : <b>31 - 32</b></p>	 <p>Shower Hinges : <b>33</b></p>	 <p>Glass Connector   Shower Cubic Accessories : <b>34</b></p>
 <p>Shower &amp; Floor Drains : <b>35 - 36</b></p>	 <p>Bathroom Accessories : <b>37 - 41</b></p>	 <p>Grab Bar : <b>42</b></p>




































**PULL HANDLE KNOBS (STAINLESS STEEL AISI 316 GRADE) | MARVEL COLLECTION**

Description	Product	Code	Price per Set (2 Pcs.)
Top/Bottom Solid Part 93 mm		PHHDTB91ATS	2929.00
Top/Bottom Solid Part 93 mm		PHHDTB91PCS	2929.00
Top/Bottom Solid Part 93 mm		PHHDTB91S	2201.00
Top/Bottom Solid Part 93 mm		PHHDTB92ATS	4791.00
Top/Bottom Solid Part 93 mm		PHHDTB92PCS	4791.00
Top/Bottom Solid Part 93 mm		PHHDTB92S	4063.00
Top/Bottom Solid Part 93 mm		PHHDTB93ATS	4821.00
Top/Bottom Solid Part 93 mm		PHHDTB93PCS	4821.00
Top/Bottom Solid Part 93 mm		PHHDTB93S	4092.00
Top/Bottom Solid Part 93 mm		PHHDTB94ATS	4791.00
Top/Bottom Solid Part 93 mm		PHHDTB94PCS	4791.00
Top/Bottom Solid Part 93 mm		PHHDTB94S	4063.00






















**PULL HANDLE (STAINLESS STEEL AISI 316 GRADE) | MARVEL COLLECTION**

Description	Product	Code	UOM	Price per Set
Pull Handle 264 mm x 190 ( C to C ) TL - 450 mm - Antique		PHHGP3208ATS	Set	5301.00
Pull Handle with Wooden 264 mm x 190 ( C to C ) TL - 450 mm - Antique		PHHGP3208ATSW	Set	5085.00
Pull Handle 264 mm x 190 ( C to C ) TL - 450 mm - Copper		PHHGP3208PCS	Set	5301.00
Pull Handle with Wooden 264 mm x 190 ( C to C ) TL - 450 mm - Copper		PHHGP3208PCSW	Set	5085.00
Pull Handle 264 mm x 190 ( C to C ) TL - 450 mm - Satin		PHHGP3208S	Set	3643.00
Pull Handle with Wooden 264 mm x 190 ( C to C ) TL - 450 mm - Satin		PHHGP3208SW	Set	4250.00
Pull Handle 414 mm x 340 ( C to C ) TL - 600 mm - Antique		PHHGP3214ATS	Set	7060.00
Pull Handle with Wooden 414 mm x 340 ( C to C ) TL - 600 mm - Antique		PHHGP3214ATSW	Set	6877.00
Pull Handle 414 mm x 340 ( C to C ) TL - 600 mm - Copper		PHHGP3214PCS	Set	7060.00
Pull Handle with Wooden 414 mm x 340 ( C to C ) TL - 600 mm - Copper		PHHGP3214PCSW	Set	6877.00
Pull Handle 414 mm x 340 ( C to C ) TL - 600 mm - Satin		PHHGP3214S	Set	4472.00
Pull Handle with Wooden 414 mm x 340 ( C to C ) TL - 600 mm - Satin		PHHGP3214SW	Set	6042.00

**MORTICE HANDLES (STAINLESS STEEL AISI 316 GRADE) | MARVEL COLLECTION**


















Description	Size (mm)	Product	Code	Price per Set		
				Glossy	Satin	Combi.
Mortice Handle Stainless Steel Finish	□ 32x8		MH1981S	-	3894.00	-
Mortice Handle Gold PVD Finish	□ 32x8		MH1981PGS	-	5887.00	-
Mortice Handle Copper PVD Finish	□ 32x8		MH1981PCS	-	5646.00	-
Mortice Handle Antique Finish	□ 32x8		MH1981ATS	-	5646.00	-
Mortice Handle Stainless Steel Finish	□ 35x6		MH1982S	-	3436.00	-
Mortice Handle Gold PVD Finish	□ 35x6		MH1982PGS	-	5428.00	-
Mortice Handle Copper PVD Finish	□ 35x6		MH1982PCS	-	5187.00	-
Mortice Handle Antique Finish	□ 35x6		MH1982ATS	-	5187.00	-
Mortice Handle Stainless Steel Finish	□ 39x8		MH1983S	-	4197.00	-
Mortice Handle Gold PVD Finish	□ 39x8		MH1983PGS	-	6189.00	-
Mortice Handle Copper PVD Finish	□ 39x8		MH1983PCS	-	5947.00	-
Mortice Handle Antique Finish	□ 39x8		MH1983ATS	-	5947.00	-
Mortice Handle Gold PVD + White Powder Coating	∅ 32		MH1934WPGS	-	6159.00	-
Mortice Handle Copper PVD + White Powder Coating	∅ 32		MH1934WPCS	-	5917.00	-
Antique + White Powder Coating	∅ 32		MH1934WATS	-	5917.00	-
Mortice Handle Stainless Steel Finish	□ 25x6		MH1976S	-	3666.00	-
Mortice Handle Copper PVD Finish	□ 25x6		MH1976PCS	-	5416.00	-
Mortice Handle Black PVD Finish	□ 25x6		MH1976PBS	-	8072.00	-
Mortice Handle Antique Finish	□ 25x6		MH1976ATS	-	5416.00	-
Mortice Handle Stainless Steel Finish	□ 22x8		MH1977S	-	3666.00	-
Mortice Handle Copper PVD Finish	□ 22x8		MH1977PCS	-	5416.00	-
Mortice Handle Black PVD Finish	□ 22x8		MH1977PBS	-	8072.00	-
Mortice Handle Antique Finish	□ 22x8		MH1977ATS	-	5416.00	-
Mortice Handle Stainless Steel Finish	∅ 32x16		MH1979S	-	4462.00	-
Mortice Handle Copper PVD Finish	∅ 32x16		MH1979PCS	-	6213.00	-
Mortice Handle Black PVD Finish	∅ 32x16		MH1979PBS	-	8869.00	-
Mortice Handle Antique Finish	∅ 32x16		MH1979ATS	-	6213.00	-
Mortice Handle Stainless Steel Finish	∅ 26x11		MH1971S	-	3777.00	-
Mortice Handle Copper PVD Finish	∅ 26x11		MH1971PCS	-	5561.00	-
Mortice Handle Black PVD Finish	∅ 26x11		MH1971PBS	-	8268.00	-
Mortice Handle Antique Finish	∅ 26x11		MH1971ATS	-	5561.00	-
Mortice Handle Stainless Steel Finish	∅ 21x24		MH1972S	-	3655.00	-
Mortice Handle Copper PVD Finish	∅ 21x24		MH1972PCS	-	5439.00	-
Mortice Handle Black PVD Finish	∅ 21x24		MH1972PBS	-	8146.00	-
Mortice Handle Antique Finish	∅ 21x24		MH1972ATS	-	5439.00	-

**MORTICE HANDLES (STAINLESS STEEL AISI 316 GRADE) | ELITE SERIES**

Description	Size (mm)	Product	Code	Price per Set		
				Glossy	Satin	Combi.
Mortice Handle Stainless Steel Finish	∅ 22 mm		MH2221S	-	2520.00	-
Mortice Handle Gold PVD Finish	∅ 22 mm		MH2221PGS	-	4461.00	-
Mortice Handle Copper PVD Finish	∅ 22 mm		MH2221PCS	-	4226.00	-
Mortice Handle Zirconium PVD Finish	∅ 22 mm		MH2221PZS	-	4461.00	-
Mortice Handle Black PVD Finish	∅ 22 mm		MH2221PBS	-	6813.00	-
Mortice Handle Brown PVD Finish	∅ 22 mm		MH2221PBR5	-	6813.00	-
Mortice Handle Antique Finish	∅ 22 mm		MH2221ATS	-	4226.00	-
Mortice Handle Black Powder Coating	∅ 22 mm		MH2221PWBS	-	2873.00	-
Mortice Handle White Powder Coating	∅ 22 mm		MH2221PWWS	-	2873.00	-
Mortice Handle Stainless Steel Finish	□ 30x6		MH1965S	-	3923.00	-
Mortice Handle Gold PVD Finish	□ 30x6		MH1965PGS	-	5916.00	-
Mortice Handle Copper PVD Finish	□ 30x6		MH1965PCS	-	5675.00	-
Mortice Handle Zirconium PVD Finish	□ 30x6		MH1965PZS	-	5916.00	-
Mortice Handle Black PVD Finish	□ 30x6		MH1965PBS	-	8331.00	-
Mortice Handle Brown PVD Finish	□ 30x6		MH1965PBR5	-	8331.00	-
Mortice Handle Antique Finish	□ 30x6		MH1965ATS	-	5675.00	-
Mortice Handle Black Powder Coating	□ 30x6		MH1965PWBS	-	4285.00	-
Mortice Handle White Powder Coating	□ 30 x 6		MH1965PWWS	-	4285.00	-
Mortice Handle Gold PVD Finish	∅ 22 mm		MH2233PGC	-	-	5966.00
Mortice Handle Gold PVD Finish	∅ 22 mm		MH2242PGS	-	6672.00	-
Mortice Handle Stainless Steel Finish	□ 29x6		MH1963S	-	3725.00	-
Mortice Handle Gold PVD Finish	□ 29x6		MH1963PGS	-	5718.00	-
Mortice Handle Copper PVD Finish	□ 29x6		MH1963PCS	-	5477.00	-
Mortice Handle Zirconium PVD Finish	□ 29x6		MH1963PZS	-	5718.00	-
Mortice Handle Black PVD Finish	□ 29x6		MH1963PBS	-	8133.00	-
Mortice Handle Brown PVD Finish	□ 29x6		MH1963PBR5	-	8133.00	-
Mortice Handle Antique Finish	□ 29x6		MH1963ATS	-	5477.00	-
Mortice Handle Black Powder Coating	□ 29x6		MH1963PWBS	-	4088.00	-
Mortice Handle White Powder Coating	□ 29x6		MH1963PWWS	-	4088.00	-



**MH Rates are including the set of Europrofile Escutcheons for Cylinders**

**MORTICE HANDLES (STAINLESS STEEL AISI 316 GRADE)**


Description	Size (mm)	Product	Code	Price per Set		
				Glossy	Satin	Combi.
Mortice Handle	Ø 19 mm		MH193	-	2244.00	-
Mortice Handle	Ø 19 mm		MH195	-	2600.00	-
Mortice Handle	Ø 19 mm		MH197	-	2123.00	-
Mortice Handle	Ø 19 mm		MH198C	-	-	2833.00
Mortice Handle	□ 19 mm		MH1914S	-	3295.00	-
Mortice Handle	□ 19 mm		MH1916S	-	3500.00	-
Mortice Handle	Ø 19 mm		MH1921S	-	2415.00	-
Mortice Handle	Ø 19 mm		MH1922S	-	3039.00	-
Mortice Handle	□ 19 mm		MH1923S	-	2974.00	-
Mortice Handle	□ 22 mm		MH1964S	-	3628.00	-
Mortice Handle	Ø 22 mm		MH223	-	2350.00	-
Mortice Handle	Ø 22 mm		MH223FS	-	2876.00	-
Mortice Handle	Ø 22 mm		MH224	-	2720.00	-
Mortice Handle	Ø 22 mm		MH225	-	2720.00	-
Mortice Handle	Ø 22 mm		MH227	-	2224.00	-
Mortice Handle	Ø 22 mm		MH229	-	2415.00	2557.00
Mortice Handle	Ø 22 mm		MH2222S	-	3181.00	-

MH Rates are including the set of Escutcheons for Cylinders

**MORTICE HANDLES (STAINLESS STEEL AISI 316 GRADE)**

Description	Size (mm)	Product	Code	Price per Set		
				Glossy	Satin	Combi.
Mortice Handle	Ø 22 mm		MH2241S	-	5269.00	-
Mortice Handle	Ø 22 mm		MH2242S	-	4808.00	-
Mortice Handle	□ 30x8 mm		MH2249S	-	3303.00	-

**MORTICE HANDLES (STAINLESS STEEL AISI 316 GRADE)**

Oval Cap 72x32mm with MH223S		MH2230ES	2706.00	2350.00	-
Rectangle Cap 225x40 mm with MH193		RC3SMH193S	-	2244.00	2685.00
Rectangle Cap 200x50mm with MH1914S		RC1SMH1914S	-	3210.00	-
Square Plate 170x170x2 mm with MH223S		SP2SMH223S	-	3600.00	-
Square Plate 200x170x2 mm with MH223S		SP3SMH223S	-	3892.00	-

Note : Also Available In Required Sizes with Mortice Handles

**DOOR KNOB (STAINLESS STEEL AISI 316 GRADE)**

Door Knob (Fixed Type)	Ø 50 mm		DNR50	-	2021.00	-
------------------------	---------	---	-------	---	---------	---

**ESCUTCHEONS (STAINLESS STEEL AISI 316 GRADE)**

Europrofile - Round		EEP55S	-	391.00	-
Europrofile - Square		ESEP55S	-	391.00	-
Europrofile - Oval		EOEP55S	-	391.00	-

**MORTICE LOCK BODY - STANDARD**

Description	Size (mm)	Product	Code	Price per Set		
				Glossy	Satin	Combi.
9" Lock Body (S.S. Finish)	50x85		MLB92S	-	933.00	-
9" Lock Body (Gold PVD Finish)	50x85		MLB92PGS	-	1247.00	-
9" Lock Body (Copper PVD Finish)	50x85		MLB92PCS	-	1247.00	-
9" Lock Body (Black PVD Finish)	50x85		MLB92PBS	-	1247.00	-
9" Lock Body (Antique Finish)	50x85		MLB92ATS	-	1049.00	-
9" Lock Body (S.S. Finish)	60x85		MLB94S	-	1168.00	-
9" Lock Body (Gold PVD Finish)	60x85		MLB94PGS	-	1527.00	-
9" Lock Body (Copper PVD Finish)	60x85		MLB94PCS	-	1527.00	-
9" Lock Body (Black PVD Finish)	60x85		MLB94PBS	-	1527.00	-
9" Lock Body (Antique Finish)	60x85		MLB94ATS	-	1286.00	-
7" Mortise Lock Body	50x50		MLB72S	-	611.00	-
Dead Bolt	50		MDBS	-	784.00	-
Dead Bolt (Brass Dead Bolt)	50		MDB1S	-	784.00	-
Mortise Latch	50		ML2S	-	455.00	-
Lock Body (3 Bolt)	50x85		MLB39S	-	946.00	-
Lock Body (4 Bolt Wide Body) (S.S. Finish)	60x85		MLB49S	-	1556.00	-
Lock Body (4 Bolt Wide Body) (Gold PVD Finish)	60x80		MLB49PGS	-	1927.00	-
Lock Body (4 Bolt Wide Body) (Copper PVD Finish)	60x85		MLB49PCS	-	1927.00	-
Lock Body (4 Bolt Wide Body) (Antique Finish)	60x85		MLB49ATS	-	1625.00	-

Note : With high quality stainless steel main plate & strike plate

**MORTICE LOCK BODY - STANDARD**

Description	Back Set Size (mm)	Product	Code	Price per Pcs.
				Satin
Double Door Lock Body	45x85		MLBD1RS MLBD1LS	2054.00
Narrow Lock Body	25x85		MLBN1S	833.00
Narrow Dead Bolt	25		MDBNS	775.00
Sliding Door Lock Body	40		MDB6S	856.00
Roller Bolts Lock Body	45		MLB69S	1014.00

**MORTICE LOCK BODY - HIGH SECURITY**

Mortice lock (Regular Body)	50x85		MLB59S	1771.00
Mortice lock (Wide Body)	60x85		MLB529S	1933.00
Dead Bolt	55		MDB5S	1380.00
Latch Bolt	60		ML5S	1343.00
Mortice Lock(to Fix Thumb Turn only)	55x78		MLB5TTS	1771.00

Note : With High Quality Stainless Steel 304 Grade Main Plate Strike Plate, Latch & Dead Bolt




**SHAFT DEAD LOCK (WITH BRASS DEADBOLT)**

Shaft Dead Lock	54mm		SDBA	571.00
-----------------	------	--	------	--------


**MORTICE PIN CYLINDERS - SECURE STANDARD (BRASS) | STANDARD KEY**

Pin Cylinder (Both side Key)	60		PCBSKS60	804.00
Pin Cylinder (Key & Knob)	60		PCKNS60	871.00
Pin Cylinder (Slot & Knob)	60		PCSNS60	804.00
Half Cylinder (One side Key)	60 (40)		PCHKS60	749.00
Half Cylinder (One side Knob)	60 (40)	PCHNS60	749.00	
Pin Cylinder (Both side Key)	70		PCBSKS70	1014.00
Pin Cylinder (Key & Knob)	70		PCKNS70	1068.00
Pin Cylinder (Slot & Knob)	70		PCSNS70	999.00
Pin Cylinder (Slot & Knob) Gold PVD Finish	70		PCSNS70PGS	1250.00
Pin Cylinder (Slot & Knob) Copper PVD Finish	70	PCSNS70PCS	1250.00	
Pin Cylinder (Slot & Knob) Zirconium PVD Finish	70	PCSNS70PZS	1250.00	
Pin Cylinder (Slot & Knob) Black PVD Finish	70	PCSNS70PBS	1250.00	
Pin Cylinder (Slot & Knob) Antique Finish	70	PCSNS70ATS	1053.00	
Half Cylinder (One side Key)	70 (45)		PCHKS70	880.00
Half Cylinder (One side Knob)	70 (45)		PCHNS70	880.00

### MORTICE PIN CYLINDERS - SECURE STANDARD (BRASS)


Description	Back Set Size (mm)	Product	Code	Price per Pcs.
Half Cylinder (One side Knob) Gold Finish	70mm (45mm)		PCHNS7OPGS	1147.00
Half Cylinder (One side Knob) Copper Finish	70mm (45mm)		PCHNS7OPCS	1147.00
Half Cylinder (One side Knob) Zirconium Finish	70mm (45mm)		PCHNS7OPZS	1147.00
Half Cylinder (One side Knob) Black Finish	70mm (45mm)		PCHNS7OPBS	1147.00
Half Cylinder (One side Knob) Antique Finish	70mm (45mm)		PCHNS7OATS	924.00
Pin Cylinder (Both side Key)	80mm		PCBSKS80	1202.00
Pin Cylinder (Key & Knob)	80mm		PCKNS80	1272.00
Pin Cylinder (Slot & Knob)	80mm		PCSNS80	1202.00
Pin Cylinder (Slot & Knob) Gold Finish	80mm		PCSNS8OPGS	1425.00
Pin Cylinder (Slot & Knob) Copper Finish	80mm		PCSNS8OPCS	1425.00
Pin Cylinder (Slot & Knob) Zirconium Finish	80mm		PCSNS8OPZS	1425.00
Pin Cylinder (Slot & Knob) Black Finish	80mm		PCSNS8OPBS	1425.00
Pin Cylinder (Slot & Knob) Antique Finish	80mm		PCSNS8OATS	1276.00
Half Cylinder (One side Key)	80mm (50mm)		PCHK80	1053.00
Half Cylinder (One side Knob)	80mm (50mm)		PCHNS80	1053.00
Pin Cylinder (One Side Knob) Gold Finish	80mm		PCHNS8OPGS	1275.00
Pin Cylinder (One Side Knob) Copper Finish	80mm		PCHNS8OPCS	1275.00
Pin Cylinder (One Side Knob) Zirconium Finish	80mm		PCHNS8OPZS	1275.00
Pin Cylinder (One Side Knob) Black Finish	80mm		PCHNS8OPBS	1275.00
Pin Cylinder (One Side Knob) Antique Finish	80mm		PCHNS8OATS	1127.00
Pin Cylinder (Both side Key)	90mm		PCBSKS90	1414.00
Pin Cylinder (Key & Knob)	90mm		PCKNS90	1522.00
Pin Cylinder (Slot & Knob)	90mm		PCSNS90	1414.00
Pin Cylinder (Both side Key)	100mm		PCBSKS100	1592.00
Pin Cylinder (Key & Knob)	100mm		PCKNS100	1685.00
Pin Cylinder (Slot & Knob)	100mm	PCSNS100	1592.00	
Master Key for up to 10 Cylinders (Per Cylinder)	-		-	228.00
Master Key for up to 25 Cylinders (Per Cylinder)	-		-	349.00

### MORTICE PIN CYLINDERS - SECURE PLUS (BRASS) | COMPUTERIZED DOTTED KEY







Description	Size (mm)	Product	Code	Price per Pcs.
Pin Cylinder (Both Side Key)	60mm		PC11KK60	1020.00
Pin Cylinder (Key & Knob)	60mm		PC11KN60	1101.00
Pin Cylinder (Both side Key)	70mm		PC11KK70	1115.00
Pin Cylinder (Key & Knob)	70mm		PC11KN70	1176.00
Pin Cylinder (Key & Knob) Gold Finish	70mm		PC11KN70PGS	1559.00
Pin Cylinder (Key & Knob) Copper Finish	70mm		PC11KN70PCS	1559.00
Pin Cylinder (Key & Knob) Zirconium Finish	70mm		PC11KN70PZS	1559.00
Pin Cylinder (Key & Knob) Black Finish	70mm		PC11KN70PBS	1559.00
Pin Cylinder (Key & Knob) Antique Finish	70mm		PC11KN7OATS	1238.00
Pin Cylinder (Both side Key)	80mm		PC11KK80	1323.00
Pin Cylinder (Key & Knob)	80mm		PC11KN80	1401.00
Pin Cylinder (Key & Knob) Gold Finish	80mm		PC11KN80PGS	1747.00
Pin Cylinder (Key & Knob) Copper Finish	80mm		PC11KN80PCS	1747.00
Pin Cylinder (Key & Knob) Zirconium Finish	80mm		PC11KN80PZS	1747.00
Pin Cylinder (Key & Knob) Black Finish	80mm		PC11KN80PBS	1747.00
Pin Cylinder (Key & Knob) Antique Finish	80mm		PC11KN8OATS	1401.00
Pin Cylinder (Key & Knob)	90mm	PC11KN90	1678.00	

Mechanical warranty is not applicable on Master Key Cylinders

### NIGHT LATCH

Night Latch Key & Knob Standard Key		NLKN11S	1957.00
Night Latch Key & Knob ( Double Bolts) Standard Key		NLKN12S	1990.00
Night Latch Key & Knob Computerised Dotted Key		NLKN21S	2464.00
Night Latch Key & Knob Computerised Dotted Key (Three Bolt)		NLKN31S	2892.00


**DOOR & WINDOW HINGE (STAINLESS STEEL AISI 316 GRADE)**

Description	Product	Size (mm) LxWxH	Code	Price per Pcs.
				Satin
Door Hinges W/O Bearing		76X67X2	DH123S	471.00
Door Hinges W/O Bearing		100X62X2	DH124S	529.00
Door Hinges W/O Bearing		125X62X2	DH125S	637.00
Door Hinges W/O Bearing		76X78X3	DH133S	630.00
Door Hinges W/O Bearing		102X76X3	DH134S	769.00
Door Hinges W/O Bearing		125X75X3	DH135S	956.00
Door Hinges W/O Bearing		152x78x3	DH136S	1115.00
Door Hinges with 4 Bearing		102X76X3	DH234S	869.00
Door Hinges with 4 Bearing		125X75X3	DH235S	1057.00
Door Hinges with 4 Bearing		152x78x3	DH236S	1216.00
Window Hinge W/O Bearing		76x45x1.5	WH13S	210.00
Window Hinge W/O Bearing		102x45x1.5	WH14S	253.00
Door Hinge with 2 Bearing		102x76x3	PRDHT2	674.00
Sintered Bush Bearing Hinge Square Corner		100x88x3	DH51SS	1237.00
Sintered Bush Bearing Hinge Radius Corner		100x88x3	DH51RS	1237.00
Concealed Bearing Hinge Square Corner		102x76x3	DH71SS	1115.00
Concealed Bearing Hinge Radius Corner		102x76x3	DH71RS	1115.00

■ All Prices Include S.S Self Tapping Phillips Cross Head Special Screw. ■ DH1 : Without Bearings ■ DH2 : With Bearings ■ PRDHT2 Includes SS Screw


**PULL HANDLES (85' & 86' (STAINLESS STEEL AISI 316 GRADE)**

**FOR WOODEN & GLASS DOORS**

Description	Size (mm)	Product	Code	Price per Set		
				Glossy	Satin	Combi.
Pull Handle '85'	40mmx10mmx300mmx400mm		PHH854012S	-	4480.00	-
Pull Handle '85'	40mmx10mmx450mmx550mm		PHH854018S	-	5380.00	-
Pull Handle '85'	40mmx10mmx600mmx700mm		PHH854024S	-	6370.00	-
Pull Handle '86'	40mmx20mmx300mmx400mm		PHH864012S	-	4861.00	-
Pull Handle '86'	40mmx20mmx450mmx550mm		PHH864018S	-	5881.00	-
Pull Handle '86'	40mmx20mmx600mmx700mm		PHH864024S	-	6980.00	-

**PULL HANDLES (82') (STAINLESS STEEL AISI 316 GRADE)**

**FOR WOODEN & GLASS DOORS**

Pull Handle '82'	19 mm x 200 mm		PH821908S	-	2868.00	-
Pull Handle '82'	19 mm x 250 mm		PH821910S	-	3132.00	-
Pull Handle '82'	19 mm x 300 mm		PH821912S	-	2882.00	-
Pull Handle '82'	25 mm x 300 mm		PH822512S	-	3348.00	-
Pull Handle '82'	25 mm x 450 mm		PH822518S	-	4257.00	-
Pull Handle '82'	25 mm x 600 mm		PH822524S	-	5169.00	-

**PULL HANDLES (STAINLESS STEEL AISI 316 GRADE) (SOLID RECTANGLE - 'N')**


**FOR WOODEN & GLASS DOORS**

Pull Handle 'N'	22 x 8 mm x 200 mm		PHN2208S	-	3785.00	-
Pull Handle 'N'	22 x 8 mm x 250 mm		PHN2210S	-	4195.00	-
Pull Handle 'N'	22 x 8 mm x 300 mm		PHN2212S	-	4636.00	-


**PULL HANDLES (FLAT) (STAINLESS STEEL AISI 316 GRADE) | FOR WOODEN & GLASS DOORS**

Description	Size (mm)	Product	Code	Price per Set		
				Glossy	Satin	Combi.
Pull Handle	Ø 22 mm x 200 mm		PH2208FS	-	2172.00	-
Pull Handle	Ø 22 mm x 250 mm		PH2210FS	-	2382.00	-
Pull Handle	Ø 22 mm x 300 mm		PH2212FS	-	2560.00	-

**PULL HANDLES ('C' SHAPE) (STAINLESS STEEL AISI 316 GRADE) | FOR WOODEN & GLASS DOORS**

Pull Handle 'C'	Ø 22 mm x 250 mm		PHC2210	-	3175.00	-
Pull Handle 'C'	Ø 22 mm x 300 mm		PHC2212	-	2757.00	-
Pull Handle 'C'	Ø 25 mm x 250 mm		PHC2510	-	3566.00	-
Pull Handle 'C'	Ø 25 mm x 300 mm		PHC2512	-	3879.00	-
Pull Handle 'C'	Ø 25 mm x 350 mm		PHC2514	-	4201.00	-
Pull Handle 'C'	Ø 25 mm x 450 mm		PHC2518	-	3886.00	-
Pull Handle 'C'	Ø 25 mm x 600 mm		PHC2524	-	5871.00	-
Pull Handle 'C'	Ø 32 mm x 450 mm		PHC3218	-	9813.00	-
Pull Handle 'C'	Ø 32 mm x 600 mm		PHC3224	-	10002.00	-
Pull Handle 'C'	Ø 32 mm x 900 mm		PHC3236	-	14192.00	-
Pull Handle 'C'	Ø 38 mm x 600 mm		PHC3824	-	13974.00	-
Pull Handle 'C'	Ø 38 mm x 900 mm		PHC3836	-	19473.00	-
Pull Handle 'C'	Ø 38 mm x 1200 mm		PHC3848	-	25065.00	-

**PULL HANDLES ('D') (STAINLESS STEEL AISI 316 GRADE) | FOR WOODEN & GLASS DOORS**

Description	Size (mm)	Product	Code	Price per Set		
				Glossy	Satin	Combi.
Pull Handle	Ø 19 mm x 150 mm		PH1906	-	1784.00	-
Pull Handle	Ø 19 mm x 200 mm		PH1908	-	1638.00	-
Pull Handle	Ø 19 mm x 250 mm		PH1910	-	2110.00	-
Pull Handle	Ø 19 mm x 300 mm		PH1912	-	2293.00	-
Pull Handle	Ø 22 mm x 200 mm		PH2208	-	2054.00	-
Pull Handle	Ø 22 mm x 250 mm		PH2210	-	2238.00	-
Pull Handle	Ø 22 mm x 300 mm		PH2212	-	2200.00	-
Pull Handle	Ø 25 mm x 300 mm		PH2512	-	2771.00	-
Pull Handle	Ø 25 mm x 450 mm		PH2518	-	3156.00	-
Pull Handle	Ø 25 mm x 600 mm		PH2524	-	4332.00	-
Pull Handle	Ø 32 mm x 600 mm		PH3224	-	9443.00	-
Pull Handle	Ø 32 mm x 900 mm		PH3236	-	15207.00	-

**PULL HANDLES ('H' SHAPE - FROM-DRILL) (STAINLESS STEEL AISI 316 GRADE) | FOR WOODEN & GLASS DOORS**

Pull Handle 'H'	Ø 22 mm x 200mm x 300 mm		PHH2208S	-	2171.00	-
Pull Handle 'H'	Ø 22 mm x 300mm x 400 mm		PHH2212S	-	2448.00	-
Pull Handle 'H'	Ø 25 mm x 250mm x 350 mm		PHH2510S	-	2570.00	-
Pull Handle 'H'	Ø 25 mm x 350mm x 450 mm		PHH2514S	-	2944.00	-
Pull Handle 'H'	Ø 25 mm x 500mm x 600 mm		PHH2520S	-	3523.00	-
Pull Handle 'H'	Ø 32 mm x 350mm x 450 mm		PHH3214S	-	3826.00	-
Pull Handle 'H'	Ø 32 mm x 500mm x 600 mm		PHH3220S	-	4412.00	-
Pull Handle 'H'	Ø 32 mm x 650mm x 750 mm		PHH3226S	-	5037.00	-
Pull Handle 'H'	Ø 32 mm x 800mm x 900 mm		PHH3232S	-	5732.00	-
Pull Handle 'H'	Ø 38 mm x 750mm x 900 mm		PHH3830S	-	8752.00	-
Pull Handle 'H'	Ø 38 mm x 1050mm x 1200 mm		PHH3842S	-	11090.00	-

**GRAB RAILS (STAINLESS STEEL AISI 316 GRADE)**
**FOR WOODEN & GLASS DOORS**

Description	Size (mm)	Product	Code	Price per Set		
				Glossy	Satin	Combi.
Grab Rail	Ø 22 mm x 200mm		GR2208	-	2919.00	-
Grab Rail	Ø 22 mm x 250mm		GR2210	-	3097.00	-
Grab Rail	Ø 22 mm x 300mm		GR2212	-	3304.00	-
Grab Rail	Ø 25 mm x 200mm		GR2512	-	3630.00	-

**PULL HANDLES ('S' SHAPE) (STAINLESS STEEL AISI 316 GRADE)**
**FOR WOODEN & GLASS DOORS**

Pull Handle 'S'	Ø 22 mm x 300mm		PHS2212	-	3345.00	-
Pull Handle 'S'	Ø 25 mm x 300mm		PHS2512	-	3755.00	-

**PULL HANDLES ('G' SHAPE) (STAINLESS STEEL AISI 316 GRADE)**
**FOR WOODEN & GLASS DOORS**

Pull Handle 'G'	Ø 22 mm x 300mm		PHG2212S	-	4247.00	-
Pull Handle 'G'	Ø 25 mm x 200mm		PHG2512S	-	4783.00	-

**PULL HANDLES ON PLATE (STAINLESS STEEL AISI 316 GRADE)**
**FOR WOODEN & GLASS DOORS**

Pull Handle on Plate	Pull Handle : Ø19mm x 200mm Plate : 300mm x 75mm		PH1908S + PS300 x 75S	-	1773.00	-
----------------------	---	--	--------------------------	---	---------	---

**PULL HANDLES WITH LOCK (STAINLESS STEEL AISI 316 GRADE)**
**FOR WOODEN & GLASS DOORS**

Pull Handle with Lock (Include Floor Dust Socket)	Ø 38mm x 1125mm (C/C) x 1500mm (L)		PL38x1125CTC x1500mm	-	19557.00	-
---	---------------------------------------	--	-------------------------	---	----------	---

**DOOR CLOSERS (ALUMINIUM)**

Description	Product	Code	Price per Pcs.		
			Glossy	Satin	Combi.
Door Closer (Over Head - Up to 40 KG) - Silver		DC509S	-	1520.00	-
Door Closer (Over Head - Up to 60 Kg) - Silver		DC510S	-	1631.00	-
Door Closer (Over Head - Up to 60 Kg) - Gold		DC510GS	-	1718.00	-
Door Closer (Over Head - Up to 80 Kg) - Silver		DC511S	-	1955.00	-
Door Closer (Over Head - Up to 80 Kg) - Gold		DC511GS	-	2051.00	-
Door Closer (Over Head - Up to 90 Kg) - Silver		DC512S	-	2466.00	-
Door Closer (Over Head - Up to 90 Kg) - Gold		DC512GS	-	2590.00	-
Door Closer (Over Head - Up to 90 Kg) - Black		DC512BS	-	2590.00	-
Door Closer (Over Head - Up to 90 Kg) - Antique		DC512ATS	-	2998.00	-
Door Closer (Over Head - Up to 90 Kg) Stainless Steel		DC512SS	-	2911.00	-
Door Closer (Over Head - Hold Open - Up to 90 Kg) - Silver		DC522S	-	3029.00	-
Door Closer (Over Head - Hold Open - Up to 90 Kg) - Gold		DC522GS	-	3152.00	-
Door Closer (Over Head - Hold Open - Up to 90 Kg) - Black		DC522BS	-	3152.00	-
Door Closer (Over Head - Hold Open - Up to 90 Kg) - Antique		DC522ATS	-	3520.00	-
Door Closer (Over Head - Hold Open - Up to 90 Kg) - Stainless Steel		DC522SS	-	3344.00	-
Door Closer (Concealed - Up to 90 KG) - Silver		DCC611S	-	4812.00	-


**FIRE DOOR CLOSERS (ALUMINIUM)**

Fire Rated Door Closer (Over Head - Up to 85 Kg) - Silver		FDC511S	-	4350.00	-
Fire Rated Door Closer (Over Head - Up to 120 Kg) - Silver		FDC512S	-	5195.00	-



**TACTILE (STAINLESS STEEL AISI 304 GRADE)**

Description	Product	Code	Price per Pcs.		
			Glossy	Satin	Combi.
Strip		TCST11	738.00	695.00	-
Button		TCB11	-	139.00	-


**TANDEM DRAWER SLIDE SLIM (MS)**

Description	Product	Code	Price per Set
Tandem Slim Drawer Slides (84x350mm) - Dark Grey		TDS414DG	3300.00
Tandem Slim Drawer Slides (84x400mm) - Dark Grey		TDS416DG	3450.00
Tandem Slim Drawer Slides (84x450mm) - Dark Grey		TDS418DG	3600.00
Tandem Slim Drawer Slides (84x500mm) - Dark Grey		TDS420DG	3750.00
Tandem Slim Drawer Slides (84x550mm) - Dark Grey		TDS422DG	3900.00
Tandem Slim Drawer Slides (167x350mm) - Dark Grey		TDS614DG	4100.00
Tandem Slim Drawer Slides (167x400mm) - Dark Grey		TDS616DG	4250.00
Tandem Slim Drawer Slides (167x450mm) - Dark Grey		TDS618DG	4400.00
Tandem Slim Drawer Slides (167x500mm) - Dark Grey		TDS620DG	4550.00
Tandem Slim Drawer Slides (167x550mm) - Dark Grey		TDS622DG	4700.00
Tandem Slim Drawer Slides (199x350mm) - Dark Grey		TDS814DG	4550.00
Tandem Slim Drawer Slides (199x400mm) - Dark Grey		TDS816DG	4700.00
Tandem Slim Drawer Slides (199x450mm) - Dark Grey		TDS818DG	4850.00
Tandem Slim Drawer Slides (199x500mm) - Dark Grey		TDS820DG	5000.00
Tandem Slim Drawer Slides (199x550mm) - Dark Grey		TDS822DG	5150.00


**BALL BEARING DRAWER SLIDES (COLD ROLLED STEEL)**

Description	Product	Code	Price per Set			
			Glossy	Satin	Combi.	
Drawer Slides - Silver 10"		DS5110S	-	341.00	-	
Drawer Slides - Silver 12"		DS5112S	-	407.00	-	
Drawer Slides - Silver 14"		DS5114S	-	477.00	-	
Drawer Slides - Silver 16"		DS5116S	-	533.00	-	
Drawer Slides - Silver 18"		DS5118S	-	591.00	-	
Drawer Slides - Silver 20"		DS5120S	-	654.00	-	
Drawer Slides - Silver 22"		DS5122S	-	754.00	-	
Drawer Slides - Silver 24"		DS5124S	-	820.00	-	
Drawer Slide - Black 10"			DS5110B	-	341.00	-
Drawer Slide - Black 12"			DS5112B	-	407.00	-
Drawer Slide - Black 14"			DS5114B	-	477.00	-
Drawer Slide - Black 16"			DS5116B	-	533.00	-
Drawer Slide - Black 18"	DS5118B		-	591.00	-	
Drawer Slide - Black 20"	DS5120B		-	654.00	-	
Drawer Slide - Black 22"	DS5122B		-	754.00	-	
Drawer Slide - Black 24"	DS5124B		-	820.00	-	

**SOFT CLOSE DRAWER SLIDES (COLD ROLLED STEEL)**

Description	Product	Code	Price per Set		
			Glossy	Satin	Combi.
Soft Close - Silver 12'		DSS8112S	-	924.00	-
Soft Close - Silver 14'		DSS8114S	-	945.00	-
Soft Close - Silver 16'		DSS8116S	-	970.00	-
Soft Close - Silver 18'		DSS8118S	-	1000.00	-
Soft Close - Silver 20'		DSS8120S	-	1070.00	-
Soft Close - Silver 22'		DSS8122S	-	1105.00	-
Soft Close - Silver 24"		DSS8124S	-	1226.00	-


### SLIDE ON HINGE

Description	Size (mm)	Product	Code	Price per Set		
				Glossy	Satin	Combi.
Full Overlay	-		CP 101	-	118.00	-
Half Overlay	-		CP 102	-	125.00	-
Inset	-		CP 103	-	130.00	-

### 2D SOFT CLOSING CLIP ON HINGE

Full Overlay	-		CP 301	-	360.00	-
Half Overlay	-		CP 302	-	385.00	-
Inset	-		CP 303	-	396.00	-


### 3D - SOFT CLOSING CLIP ON HINGE

Full Overlay	-		CP 501	-	474.00	-
Half Overlay	-		CP 502	-	486.00	-
Inset	-		CP 503	-	498.00	-

### 3D - SOFT CLOSING CLIP ON HINGE ECO




Full Overlay	-		CP 601	-	395.00	-
Half Overlay	-		CP 602	-	405.00	-
Inset	-		CP 603	-	415.00	-

### 2D SOFT CLOSING CLIP ON HINGE ECO





Full Overlay	-		CP 701	-	257.00	-
Half Overlay	-		CP 702	-	275.00	-
Inset	-		CP 703	-	283.00	-

Note : All Hinges Are : In MS With High Quality Nickel Plating

### CUPBOARD LOCKS

Description	Size (mm)	Product	Code	Price per Pcs.		
				Glossy	Satin	Combi.
Cupboard Lock - 25mm - Satin (S. S. 304 Grade)			DL712S	-	696.00	-
Cupboard Lock - 25mm - Antique (S. S. 304 Grade)			DL712ATS	-	734.00	-
Cupboard Lock - 30mm - Satin (S. S. 304 Grade)			DL713S	-	740.00	-
Cupboard Lock - 30mm - Antique (S. S. 304 Grade)			DL713ATS	-	764.00	-
Cupboard Lock - 35mm - Satin (S. S. 304 Grade)			DL711S	-	760.00	-
Cupboard Lock - 35mm - Antique (S. S. 304 Grade)			DL711ATS	-	797.00	-
Universal Cupboard Lock - Glossy (M.S. Grade)			DL411	-	324.00	-

### DRAWER LOCKS

Description	Product	Code	Price per Pcs.		
			Glossy	Satin	Combi.
Drawer Lock Standard Key (Zinc)		DL111	-	138.00	-
Drawer Locks Laser Key (Zinc)		DL211S	-	250.00	-
Drawer Lock - 20mm - Satin (M. S. Powder Coated)		DL611S	-	565.00	-
Drawer Lock - 20mm - Antique (M. S. Powder Coated)		DL611ATS	-	586.00	-
Drawer Lock - 25mm - Satin (M. S. Powder Coated)		DL612S	-	579.00	-
Drawer Lock - 25mm - Antique (M. S. Powder Coated)		DL612ATS	-	616.00	-

## DIGITAL FURNITURE LOCKS

Description	Product	Code	Price per Pcs.
Digital Furniture Wardrobe Lock ( Fingerprint + Passcode + E Key ) - Black		DFL1101B	4999.00
Digital Furniture Wardrobe Lock ( Fingerprint + Touch Passcode + E Key ) - Black		DFL1102B	4199.00
Digital Furniture Small Knob ( Fingerprint + E Key ) - Black		DFL1103B	4599.00
Digital Furniture Concealed Lock ( Fingerprint + E Key ) - Black		DFL1104B	4099.00
Digital Furniture Eco Lock ( Fingerprint + E Key ) - Black		DFL1201B	2899.00

## HYDRAULIC GAS SPRING

Hydraulic Gas Spring 9" (Weights: 5kg, 10kg, 15kg, 20kg & 25kg)		GP-905B GP-910B GP-915B GP-920B GP-925B	270.00
Hydraulic Gas Spring 12" (Weights: 10kg, 15kg, 20kg, 25kg, 30kg & 35kg)		GP-1210B GP-1215B GP-1220B GP-1225B GP-1230B GP-1235B	490.00

## CABINET HANDLES (STAINLESS STEEL AISI 316 GRADE)

Product	Size (mm)	Shape	Code	Price per Pcs.		
				Glossy	Satin	Combi.
	8mm x 96mm	A-5	CHA54	-	884.00	-
	8mm x 128mm	A-5	CHA55	-	1086.00	-
	8mm x 160mm	A-5	CHA56	-	1286.00	-
	8mm x 96mm	A-6	CHA64	-	854.00	-
	8mm x 128mm	A-6	CHA65	-	1049.00	-
	8mm x 160mm	A-6	CHA66	-	1248.00	-
	8mm x 96mm	A-7	CHA74	-	1160.00	-
	8mm x 128mm	A-7	CHA75	-	1384.00	-
	8mm x 160mm	A-7	CHA76	-	1576.00	-
	8mm x 224mm	A-7	CHA78	-	1962.00	-
	8mm x 96mm	A-8	CHA84	-	773.00	-
	8mm x 128mm	A-8	CHA85	-	966.00	-
	8mm x 160mm	A-8	CHA86	-	1182.00	-
	8mm x 96mm	A-9	CHA94	-	819.00	-
	8mm x 128mm	A-9	CHA95	-	1003.00	-
	8mm x 160mm	A-9	CHA96	-	1211.00	-
	Ø 10 mm x 96mm	C	CHC104	-	204.00	-
	Ø 10 mm x 128mm	C	CHC105	-	237.00	-
	Ø 10 mm x 160mm	C	CHC106	-	270.00	-
	Ø 10 mm x 96mm	F	CHF104	-	235.00	-
	Ø 10 mm x 128mm	F	CHF105	-	280.00	-
	Ø 10 mm x 160mm	F	CHF106	-	327.00	-
	Ø 10 mm x 64mm	H	CHH103	-	241.00	-
	Ø 10 mm x 96mm	H	CHH104	-	277.00	-
	Ø 10 mm x 128mm	H	CHH105	-	315.00	-
	Ø 10 mm x 160mm	H	CHH106	-	354.00	-
	Ø 10 mm x 224mm	H	CHH108	-	433.00	-
	Ø 10 mm x 288mm	H	CHH1010	-	526.00	-
	Ø 10 mm x 352mm	H	CHH1012	-	619.00	-

**CABINET HANDLES (STAINLESS STEEL AISI 316 GRADE)**

Product	Size (mm)	Shape	Code	Price per Pcs.		
				Glossy	Satin	Combi.
	Ø 10 mm x 96mm	I	CHI104	-	286.00	-
	Ø 10 mm x 128mm	I	CHI105	-	330.00	-
	Ø 10 mm x 160mm	I	CHI106	-	369.00	-
	Ø 10 mm x 128mm	L	CHL105	-	248.00	-
	Ø 8 mm x 96mm	R	CHR84	-	138.00	-
	Ø 8 mm x 128mm	R	CHR85	-	163.00	-
	Ø 8 mm x 160mm	R	CHR86	-	194.00	-
	Ø 10 mm x 64mm	R	CHR103	-	158.00	-
	Ø 10 mm x 96mm	R	CHR104	-	199.00	-
	Ø 10 mm x 128mm	R	CHR105	-	241.00	-
	Ø 10 mm x 160mm	R	CHR106	-	280.00	-
	Ø 10 mm x 224mm	R	CHR108	-	360.00	-
	Ø 10 mm x 288mm	R	CHR1010	-	446.00	-
	Ø 10 mm x 352mm	R	CHR1012	-	532.00	-
	10mm x 96mm	S	CHS104S	-	354.00	-
	10mm x 128mm	S	CHS105S	-	408.00	-
	10mm x 160mm	S	CHS106S	-	467.00	-
	10mm x 224mm	S	CHS108S	-	577.00	-
	10mm x 288mm	S	CHS1010S	-	693.00	-
	10mm x 352mm	S	CHS1012S	-	795.00	-

**CONCEALED HANDLES (STAINLESS STEEL AISI 316 GRADE)**

Product	Size (mm)	Shape	Code	Price per Pcs.		
				Glossy	Satin	Combi.
	90mm	Round	CH90S	-	529.00	-
	100mm	Rectangle	CH100S	-	280.00	-
	150mm	Rectangle	CH101S	-	467.00	-
	120mm	Oval	CH120S	-	293.00	-
	150mm	Oval	CH121S	-	490.00	-
	120mm	Spl. Oval	CH125S	-	318.00	-

**DRAWER KNOBS (STAINLESS STEEL AISI 316 GRADE)**

Product	Code	Small Size Price per Piece			Product	Code	Big Size Price per Piece		
		Glossy	Satin	Combi.			Glossy	Satin	Combi.
	N11	-	176.00	-		N12	-	204.00	-
	N31	-	151.00	-		N32	-	184.00	-
	N211	-	194.00	-		N212	-	232.00	-
	N56	-	168.00	-					

### DOOR STOPPER

Description	Product	Code	Price per Piece		
			Glossy	Satin	Combi.
Door stopper (Zinc)		DSTRS	-	615.00	-

### DOOR STOPS (STAINLESS STEEL AISI 316 GRADE)

Door Stop		DST75S	-	514.00	-
Door Stop		DST100S	-	580.00	-
Door Stop Flat		DSTFF	-	611.00	-
Door Stop Half Moon		DSTHMS	-	611.00	-
Door Stop		DSTHMS2	-	253.00	-

### DOOR VIEWER (IN BRASS)

Door Viewer (with Flap)		DV12S	-	422.00	-
-------------------------	--	-------	---	--------	---

### TOWER BOLTS (STAINLESS STEEL AISI 304 GRADE)

Description	Product	Code	Price per Piece		
			Glossy	Satin	Combi.
Tower Bolt - Square 100mm		TBS34S	-	366.00	-
Tower Bolt - Square 150mm		TBS36S	-	495.00	-
Tower Bolt - Square 200mm		TBS38S	-	665.00	-
Tower Bolt - Square 250mm		TBS310S	-	836.00	-
Tower Bolt - Square 300mm		TBS312S	-	1006.00	-
Tower Bolt - Round 100mm		TBR34S	-	418.00	-
Tower Bolt - Round 150mm		TBR36S	-	554.00	-
Tower Bolt - Round 200mm		TBR38S	-	741.00	-
Tower Bolt - Round 250mm		TBR310S	-	929.00	-
Tower Bolt - Round 300mm		TBR312S	-	1116.00	-
Tower Bolt - Flat 100mm		TBF34S	-	209.00	-
Tower Bolt - Flat 150mm		TBF36S	-	282.00	-
Tower Bolt - Flat 200mm		TBF38S	-	349.00	-
Tower Bolt - Flat 250mm		TBF310S	-	424.00	-
Tower Bolt - Flat 300mm		TBF312S	-	506.00	-
Flush Bolt - 270mm		FB2110S	-	1138.00	-
Flush Bolt - 600mm		FB2124S	-	1218.00	-

### DIGITAL SAFES

Description	Product	Code	Price per Piece
Digital Safe (WxHxD) (350x215x200) Volume: Up to 13 Ltr.		SD1131B	13692.00
Digital Safe (WxHxD) (350x250x250) Volume: Up to 21 Ltr.		SD1132B	14554.00
Digital Safe (WxHxD) (450x350x350) Volume: Up to 54 Ltr.		SD1133B	19296.00
Digital Safe (WxHxD) (430x215x380) (Laptop Size) Volume: Up to 34 Ltr.		SD1134B	16062.00
Digital Safe (WxHxD) (350x215x200) Volume: Up to 13 Ltr.		SD1231B	14711.00
Digital Safe (WxHxD) (350x250x250) Volume: Up to 21 Ltr.		SD1232B	15573.00
Digital Safe (WxHxD) (450x350x350) Volume: Up to 54 Ltr.		SD1233B	20314.00
Digital Safe (WxHxD) (430x215x380) (Laptop Size) Volume: Up to 34 Ltr.		SD1234B	17081.00

Note : All safe made in MS with powder coating.

### ECO DIGITAL SAFES

Description	Product	Code	Price per Piece
Eco Digital Safe (WxHxD) (310x200x200) Black Powder Coated Volume: Up to 8.5 Ltr.		SD1331B	7999.00
Eco Digital Safe (WxHxD) (350x250x250) Black Powder Coated Volume: Up to 16 Ltr.		SD1332B	9599.00
Eco Digital Safe (WxHxD) (405x229x335) Black Powder Coated Volume: Up to 25 Ltr.		SD1333B	10599.00

### FLOOR SPRINGS















Description	Product	Code	Price per Piece		
			Glossy	Satin	Combi.
Weight Capacity upto 80 Kg. (Single Cylinder)		FS111S	-	6376.00	-
Weight Capacity upto 100 Kg. (Double Cylinder)		FS112S	-	8083.00	-
Weight Capacity upto 120 Kg. (Double Cylinder)		FS113S	-	9551.00	-

### PR SERIES FLOOR SPRINGS

Weight Capacity up to 80 Kg. (Single Cylinder)		PRFS222S	-	4326.00	-
Weight Capacity up to 100 Kg. (Double Cylinder)		PRFS223S	-	6399.00	-







Note: All Floor Springs are with S.S. 304 cover

## PATCH FITTINGS

Description	Product	Code	Price per Piece		
			Glossy	Satin	Combi.
Top Patch		PF11S	-	1322.00	-
Bottom Patch		PF12S	-	1322.00	-
Patch - Over Panel		PF13S	-	1927.00	-
Patch Lock		PF14S	-	3514.00	-
Patch - L		PF15S	-	3062.00	-
Patch - Corner		PF16S	-	1807.00	-
Patch - Connector		PF17S	-	944.00	-
Patch - Four way		PF18S	-	2630.00	-
Pivot - Top For Glass Doors		PFP1S	-	319.00	-
Pivot - Set for Wooden Door & Aluminium Door		PFP2S	-	585.00	-
Small Patch Lock		PF20S	-	1152.00	-
Small Sticker Box		PF20SB	-	861.00	-
Half Round Patch Lock (Available in S.S 202) (Without Cut out) WITH STICKER PLATE		PF 21S	-	2129.00	-
Half Round Patch Lock (Available in S.S 202) (Without Cut out) WITH STICKER BOX		PF 22S	-	2541.00	-

**Note:** All Patch Fittings are with S.S. 304 cover & high quality aluminium body

## SHOWER HINGES (STAINLESS STEEL AISI 304 GRADE)

Description	Product	Code	Price per Piece		
			Glossy	Satin	Combi.
Wall to Glass-90 Degree		SH111S	-	2130.00	-
Glass to Glass 90 Degree		SH112S	-	3733.00	-
Glass to Glass 135 Degree		SH113S	-	3733.00	-
Glass to Glass 180 Degree		SH114S	-	3625.00	-
Wall to Glass Fix		SH115S	-	1962.00	-
Wall to Glass 90 Degree (Offset)		SH116S	-	2130.00	-

## SHOWER HINGES IN BRASS

Wall to Glass-90 Degree		SH511G	2649.00	-	-
Glass to Glass 90 Degree		SH512G	4429.00	-	-
Glass to Glass 135 Degree		SH513G	4321.00	-	-
Glass to Glass 180 Degree		SH514G	4197.00	-	-
Wall to Glass Fix		SH515G	2287.00	-	-
Wall to Glass 90 Degree (offset)		SH516G	2649.00	-	-

### GLASS CONNECTORS (STAINLESS STEEL AISI 304 GRADE)

Description	Product	Code	Price per Piece		
			Glossy	Satin	Combi.
Glass Connector (Fix)		GC11S	320.00	273.00	-
Glass Connector Wall to Glass 90 Degree		GC12S	429.00	365.00	-
Glass Connector Glass to Glass 90 Degree		GC13S	563.00	479.00	-
Glass Connector Glass to Glass 135 Degree		GC14S	563.00	479.00	-
Glass Connector Glass to Glass 180 Degree		GC15S	563.00	479.00	-
Glass Connector Wall to Glass 180 Degree		GC16S	607.00	519.00	-

### SHOWER CUBICLE ACCESSORIES IN BRASS

Shower Bracket (Wall)		SB11G	456.00	-	-
Shower Bracket (End Bracket)		SB12G	485.00	-	-
Shower Bracket (Support Bracket)		SB13G	456.00	-	-
Shower Bracket (Two Way)		SB14G	839.00	-	-
Shower Bracket (Three Way)		SB15G	789.00	-	-

### GLASS DOOR PLASTIC PROFILE 2.2 METERS

G2G 90 Degree for 10mm Glass		SPP1110	377.00	
G2G 180 Degree for 10mm Glass		SPP1310	377.00	
G2W for 10mm Glass		SPP2110	377.00	
G2W for 10mm Glass		SPP3110	377.00	
G2G 90 Degree Magnetic for 10mm Glass		SPM1110	1016.00	
G2G 135 Degree Magnetic for 10mm Glass		SPM1210	1016.00	
G2G 180 Degree Magnetic for 10mm Glass		SPM1310	1016.00	

### SHOWER DRAINS (STAINLESS STEEL AISI 304 GRADE)

Product	Description	Code	Price per Piece		
			Glossy	Satin	Black Satin
	Shower Floor Drain 100x300mm	FDS1112S	-	3940.00	-
	Shower Floor Drain 100x450mm	FDS1118S	-	5540.00	-
	Shower Floor Drain 100x600mm	FDS1124S	-	7189.00	-
	Shower Floor Drain 100x900mm	FDS1136S	-	10340.00	-
	Shower Floor Drain 100x300mm	FDS1212S	-	3940.00	-
	Shower Floor Drain 100x450mm	FDS1218S	-	5540.00	-
	Shower Floor Drain 100x600mm	FDS1224S	-	7189.00	-
	Shower Floor Drain 100x900mm	FDS1236S	-	10340.00	-
	Shower Floor Drain 100x300mm	FDS1312S	-	3940.00	-
	Shower Floor Drain 100x450mm	FDS1318S	-	5540.00	-
	Shower Floor Drain 100x600mm	FDS1324S	-	7189.00	-
	Shower Floor Drain 100x900mm	FDS1336S	-	10340.00	-
	Tile Insert Shower Floor Drain 100x300mm	SFD1412S	-	4133.00	-
	Tile Insert Shower Floor Drain 100x450mm	SFD1418S	-	5910.00	-
	Tile Insert Shower Floor Drain 100x600mm	SFD1424S	-	7879.00	-
	Tile Insert Shower Floor Drain 100x900mm	SFD1436S	-	11818.00	-

### FLOOR DRAINS (STAINLESS STEEL AISI 304 GRADE)

	Tile Insert Floor Drain 127x127mm	FD255	-	1457.00	-
	Tile Insert Floor Drain 150x150mm	FD256	-	1889.00	-
	Auto Close Floor Drain 127x127mm	FD245	-	963.00	1093.00
	Auto Close Floor Drain 150x150mm	FD246	-	1247.00	1418.00
	Auto Close Floor Drain 127x127mm	FD215	-	963.00	1093.00
	Auto Close Floor Drain 150x150mm	FD216	-	1247.00	1418.00
	Auto Close Floor Drain 127x127mm	FD235	-	963.00	1093.00
	Auto Close Floor Drain 150x150mm	FD236	-	1247.00	1418.00

**FLOOR DRAINS (STAINLESS STEEL AISI 304 GRADE)**

Description	Product	Code	Price per Piece		
			Glossy	Satin	Black Satin
Auto Close Floor Drain 127x127mm		FD225	-	1000.00	1093.00
Auto Close Floor Drain 150x150mm		FD226	-	1290.00	1418.00
Insect Repeller Floor Drain 127x127mm		FD365	-	821.00	908.00
Insect Repeller Floor Drain 150x150mm		FD366	-	935.00	1063.00
Standard Floor Drain 127x127mm		FD145	-	549.00	612.00
Standard Floor Drain 150x150mm		FD146	-	679.00	758.00
Standard Floor Drain 150x150mm		FD116	-	679.00	758.00
Standard Floor Drain 127x127mm		FD135	-	549.00	612.00
Standard Floor Drain 150x150mm		FD136	-	679.00	758.00
Standard Floor Drain 127x127mm		FD125	-	549.00	612.00
Standard Floor Drain 150x150mm		FD126	-	679.00	758.00
Standard Floor Drain 127x127mm		FD375	-	439.00	500.00
Standard Floor Drain 150x150mm		FD376	-	521.00	606.00
Push Type Floor Drain 127x127mm		FD315S	-	992.00	-
Push Type Floor Drain 150x150mm		FD316S	-	1072.00	-
Push Type Floor Drain 127x127mm		FD325S	-	992.00	-
Standard Floor Drain 150x150mm		FD186S	-	649.00	-
Autoclose Floor Drain 150x150mm		FD286S	-	1247.00	-
Standard Floor Drain 150x150mm		FD1116S	-	649.00	-
Autoclose Floor Drain 150x150mm		FD2116S	-	1247.00	-

**BATHROOM ACCESSORIES(BA1) (STAINLESS STEEL AISI 316 GRADE)**

Product	Description	Code	Price per Piece		
			Glossy	Satin	Combi.
	Towel Rack 450	TTRC45	5247.00	4886.00	-
	Towel Rack 650	TTRC65	6341.00	5895.00	-
	Towel Rod 300	TTR30	1300.00	1208.00	-
	Towel Rod 450	TTR45	1599.00	1485.00	-
	Towel Rod 650	TTR65	2067.00	1919.00	-
	Napkin Ring - Round	TNR15	1214.00	1101.00	-
	Napkin Ring - Square	TNR16	1214.00	1101.00	-
	Round Liquid Soap Dispenser 150ml	TLSD1S	-	1400.00	-
	Round Liquid Soap Dispenser 250ml	TLSD2S	-	1648.00	-
	Round Liquid Soap Dispenser Wall Mounted 150ml	TLSD1WMS	-	1634.00	-
	Round Liquid Soap Dispenser Wall Mounted 250ml	TLSD2WMS	-	1882.00	-
	Square Liquid Soap Dispenser Wall Mounted 150ml	TLSD6WMS	-	1683.00	-
	Square Liquid Soap Dispenser Wall Mounted 200ml	TLSD7WMS	-	1960.00	-









**BATHROOM ACCESSORIES(BA1) (STAINLESS STEEL AISI 316 GRADE)**

Product	Description	Code	Price per Piece		
			Glossy	Satin	Combi.
	Shampoo Shelf 300	TSS30	3266.00	2969.00	-
	Counter Soap Dish	TCSD	370.00	334.00	-
	Soap Dish 150	TSD15	1854.00	1690.00	-
	Soap Dish	TSD12	1087.00	987.00	-
	Toilet Paper Roll Holder 155	TTPH	1271.00	1158.00	-
	Toilet Paper Roll Holder with Flap 155	TTPHF	1826.00	1655.00	-
	Toilet Paper Roll Holder	TTPH2	987.00	902.00	-
	Tooth Paste & Brush Holder	TPH	2095.00	1903.00	-
	Cloth Liner	CL50	1590.00	1449.00	-
	Robe Hook	RH50	329.00	300.00	-
	Robe Hook	RH51	488.00	446.00	-
	5 Robe Hook on Plate	RHP5S	-	1066.00	-
	3 Robe Hook on Plate	RHP3S	-	724.00	-









**BATHROOM ACCESSORIES(BA1) (STAINLESS STEEL AISI 316 GRADE)**

Product	Description	Code	Price per Piece		
			Glossy	Satin	Combi.
	Glass Shelf 150mm	GSC115S	-	1300.00	-
	Glass Shelf 225mm	GSC122S	-	1640.00	-
	Thumb Turn (Round) Inner Rose: M.S.	TT525RS	-	825.00	-
	Indicator Bolt (Zinc)	IB106	-	634.00	-
	Indicator Bolt - Inner (Zinc)	IB106I	-	569.00	-
	Ø 25mm x 300+450mm	PH2512+18	3879.00	3529.00	-
	Ø 25mm x 400+600mm	PH2516+24	4608.00	4186.00	-
	Shower Cubicle Handle with Knob	PH2518+DN81	2828.00	2593.00	-
	Shower Cubicle Handle with Knob	PH2518+DN82	2828.00	2593.00	-
	Shower Cubicle Handle with Knob	PH2518+DN83	2828.00	2593.00	-
	Door Knobs	DN83S	-	1846.00	-
	Ø 25mm x 300mm	GB2512	1888.00	1714.00	-






**BATHROOM ACCESSORIES(BA2) (STAINLESS STEEL AISI 316 GRADE)**

Product	Description	Code	Price per Piece		
			Glossy	Satin	Combi.
	Towel Rack 450	BA205	5866.00	-	5454.00
	Towel Rack 650	BA206	6938.00	-	6454.00
	Towel Rod - Single 300	BA215	1627.00	-	1513.00
	Towel Rod - Single 450	BA216	1847.00	-	1720.00
	Towel Rod - Single 650	BA217	2146.00	-	1996.00
	Toilet Paper Roll Holder	BA220	1810.00	-	1648.00
	Toilet Paper Roll Holder with Flap	BA221	2301.00	-	2095.00
	Napkin Ring - Square	BA226	1435.00	-	1307.00
	Soap Dish	BA230	1640.00	-	1492.00
	Tooth Paste & Brush Holder	BA235	1513.00	-	1379.00
	Brush Holder	BA250	4098.00	3728.00	-
	Glass Shelf 300	BA240	1022.00	931.00	-
	Glass Shelf 450	BA241	1221.00	1108.00	-
	Robe Hook	BA245	387.00	-	322.00

**BATHROOM ACCESSORIES(BA3) (STAINLESS STEEL AISI 316 GRADE)**

Product	Description	Code	Price per Piece		
			Glossy	Satin	Combi.
	Towel Rack 450	BA305	5652.00	5255.00	-
	Towel Rack 650	BA306	6810.00	6333.00	-
	Towel Rod 450	BA316	1726.00	1606.00	-
	Towel Rod 650	BA317	2117.00	1968.00	-
	Toilet Paper Roll Holder	BA320	1463.00	1328.00	-
	Napkin Ring	BA326	1300.00	1180.00	-
	Soap Dish	BA330	1506.00	1372.00	-
	Soap Dish - Double	BA331	2258.00	2053.00	-
	Tooth Paste & Brush Holder	BA335	1372.00	1242.00	-
	Tooth Paste & Brush Holder - Double	BA336	1896.00	1726.00	-
	Robe Hook	BA345	416.00	380.00	-

**GRAB BAR (IN STAINLESS STEEL AISI 304 GRADE)**

Product	Description	Code	Price per Piece		
			Glossy	Satin	Combi.
	135° Angle Grab Bar Size: L 525 (C to C) x H 114 ϕ 32mm	GB1132215	-	2626.00	-
	L Shape Grab Bar Size: L 600 x W 600 ϕ 32mm	GB2132245	-	4836.00	-
	Swing - Wall Mounted Grab Bar Size: L 800 x W 187 ϕ 32mm	GB3132325	-	8113.00	-
	U Shape Grab Bar with Vertical Support Size: L 750 x W 800 ϕ 32mm	GB4132325	-	7038.00	-
	Straight Grab Bar Size: L 400 (C to C) x H 114 ϕ 32mm	GB5132165	-	2105.00	-
	Straight Grab Bar Size: L 750 (C to C) x H 114 ϕ 32mm	GB5132305	-	2701.00	-

AISI 304

**AISI 304 GRADE STAINLESS STEEL**  
HARDWARE PRODUCTS & RAILING SYSTEMS





Lever Handle : 45



Lever Handle with Rectangle Cap & Plate : 46



Mortice Lock Body | Pin Cylinders : 47



Combo Handle Sets : 48 - 51



Escutcheons | Door Hardware Accessories : 52



Door Handles : 53 - 55



Door Kick Plate | Aldrops & Tadi  
Door & Window Hinges : 56



Eco Ball Bearing Drawer Slides : 57



Cabinet Handles | Drawer Knobs : 58



Eco Floor Drain : 59

LEVER HANDLES (STAINLESS STEEL AISI 304 GRADE)

Product	Description	Code	Price per Set Satin
	Lever Handle (Solid) Ø 22 mm	PRLH2211S	2900.00
	Lever Handle (Solid) Ø 22 mm	PRLH2212S	2600.00
	Lever Handle (Solid) Ø 19 mm	PRLH1913S	2600.00
	Lever Handle Ø 19 mm	PRLH193S	1444.00
	Lever Handle Ø 22 mm	PRLH223S	1555.00
	Lever Handle Ø 19 mm	PRLH195S	1444.00
	Lever Handle Ø 22 mm	PRLH225S	1555.00
	Lever Handle Ø 19 mm	PRLH197S	1326.00
	Lever Handle Ø 22 mm	PRLH227S	1444.00
	Lever Handle Ø 22 mm	PRLH229S	1834.00
	Lever Handle Ø 19 mm	PRLH1921S	1437.00
	Lever Handle Ø 22 mm	PRLH2221S	1598.00
	Lever Handle Ø 19 mm	PRLH1922S	1549.00
	Lever Handle Ø 22 mm	PRLH2222S	1709.00
	Lever Handle 20x6 mm	PRLH1914S	1716.00
	Lever Handle 20x20 mm	PRLH2023S	1570.00
	Lever Handle Ø 22 mm	PRLH2291S	1694.00
	Lever Handle Ø 22 mm	PRLH2292S	1694.00

**LEVER HANDLES WITH RECTANGLE CAP & PLATE (STAINLESS STEEL AISI 304 GRADE)**

Product	Description	Code	Price per Set
			Satin
	9" Rectangle Cap With LH223S	PRRC3S LH223S	1555.00
	170mm Square Plate With LH223S 170x170x2mm	PRSP2S LH223S	2371.00
	9" Rectangle Cap With LH2291S	PRRC3S LH2291S	1694.00
	7" Rectangle Cap With LH2291S	PRRC3LS LH2291S	1589.00
	9" Rectangle Cap With LH2292S	PRRC3S LH2292S	1694.00
	7" Rectangle Cap With LH2292S	PRRC3LS LH2292S	1589.00
	8" Rectangle Cap With LH2023S	PRRC1S LH2023S	1570.00
	9" Rectangle Cap With LH197S	PRRC3S LH197S	1326.00
	7" Rectangle Cap With LH197S	PRRC3LS LH197S	1220.00
	9" Rectangle Cap With LH1921S	PRRC3S LH1921S	1437.00
	7" Rectangle Cap With LH1921S	PRRC3LS LH1921S	1331.00

**MORTICE LOCK BODY & PIN CYLINDERS**

Product	Description	Code	Price per Set
			Satin
	Lock Body Bucket Set: 50x85mm 9"	PRMLB9S	770.00
	Lock Body Bucket Set: 50x50mm 7"	PRMLB7S	609.00
	Dead Bolt Bucket Set: 50mm	PRMDBS	583.00
	Mortice Latch Bucket Set: 50mm	PRML2S	459.00
	Mortice Lever Key Lock Bucket Set: 43mm	PRMLK1S	544.00
	Pin Cylinder (Both Side Key) 60mm	PRPCBSKS60	703.00
	Pin Cylinder (Both Side Key) 70mm	PRPCBSKS70	805.00
	Pin Cylinder (Both Side Key) 80mm	PRPCBSKS80	959.00
	Pin Cylinder (Both Side Key) 90mm	PRPCBSKS90	1356.00
	Pin Cylinder (Both Side Key) 100mm	PRPCBSKS100	1520.00
	Pin Cylinder (Key & knob) 60mm	PRPCKNS60	795.00
	Pin Cylinder (Key & knob) 70mm	PRPCKNS70	895.00
	Pin Cylinder (Key & knob) 80mm	PRPCKNS80	1049.00
	Pin Cylinder (Key & knob) 90mm	PRPCKNS90	1459.00
	Pin Cylinder (Key & knob) 100mm	PRPCKNS100	1624.00
	Pin Cylinder (Slot & knob) 60mm	PRPCSNS60	680.00
	Pin Cylinder (Slot & knob) 70mm	PRPCSNS70	781.00
	Pin Cylinder (Slot & knob) 80mm	PRPCSNS80	935.00
	Pin Cylinder (Slot & knob) 90mm	PRPCSNS90	1356.00
	Pin Cylinder (Slot & knob) 100mm	PRPCSNS100	1520.00
	Half Cylinder (One Side Key) 60mm (40mm)	PRPCHKS60	680.00
	Half Cylinder (One Side Key) 70mm (45mm)	PRPCHKS70	763.00
	Half Cylinder (One Side Key) 80mm (50mm)	PRPCHKS80	866.00
	Half Cylinder (One Side Knob) 60mm (40mm)	PRPCHNS60	680.00
	Half Cylinder (One Side Knob) 70mm (45mm)	PRPCHNS70	763.00
	Half Cylinder (One Side Knob) 80mm (50mm)	PRPCHNS80	866.00
	Zinc Pin Cylinder (Key & knob) 60mm	PRPCZKNS60	592.00
	Zinc Pin Cylinder (Key & knob) 70mm	PRPCZKNS70	683.00
	Zinc Pin Cylinder (Both Side Key) 60mm	PRPCZBSKS60	544.00
	Zinc Pin Cylinder (Both Side Key) 70mm	PRPCZBSKS70	636.00
	Zinc Pin Cylinder (Slot & knob) 60mm	PRPCZSNS60	483.00
	Zinc Pin Cylinder (Slot & knob) 70mm	PRPCZSNS70	575.00
Master Key For Up to 10 Cylinders (Per Cylinder)		-	202.00
Master Key For Up to 25 Cylinders (Per Cylinder)		-	311.00

**DOOR HANDLE SET (LEVER HANDLE +9" LOCK BODY + PIN CYLINDER)**

Product	Description	Code	Price per Set
			Satin
	Lever Handle Ø 22mm + 9" Mortice Lock Body + Pin Cylinder Key Knob 60mm	PRLH22915 + LB9 + KN60	3163.00
	Lever Handle Ø 22mm + 9" Mortice Lock Body + Pin Cylinder Both Side Key 60mm	PRLH22915 + LB9 + BSK60	3075.00
	Lever Handle Ø 22mm + 9" Mortice Lock Body + Pin Cylinder Key Knob 70mm	PRLH22915 + LB9 + KN70	3261.00
	Lever Handle Ø 22mm + 9" Mortice Lock Body + Pin Cylinder Both Side Key 70mm	PRLH22915 + LB9 + BSK70	3173.00
	Lever Handle Ø 22mm + 9" Mortice Lock Body + Pin Cylinder Key Knob 60mm	PRLH22925 + LB9 + KN60	3163.00
	Lever Handle Ø 22mm + 9" Mortice Lock Body + Pin Cylinder Both Side Key 60mm	PRLH22925 + LB9 + BSK60	3075.00
	Lever Handle Ø 22mm + 9" Mortice Lock Body + Pin Cylinder Key Knob 70mm	PRLH22925 + LB9 + KN70	3261.00
	Lever Handle Ø 22mm + 9" Mortice Lock Body + Pin Cylinder Both Side Key 70mm	PRLH22925 + LB9 + BSK70	3173.00
	Lever Handle □ 20x20mm + 9" Mortice Lock Body + Pin Cylinder Key Knob 60mm	PRLH20235 + LB9 + KN60	3040.00
	Lever Handle □ 20x20mm + 9" Mortice Lock Body + Pin Cylinder Both Side Key 60mm	PRLH20235 + LB9 + BSK60	2954.00
	Lever Handle □ 20x20mm + 9" Mortice Lock Body + Pin Cylinder Key Knob 70mm	PRLH20235 + LB9 + KN70	3138.00
	Lever Handle □ 20x20mm + 9" Mortice Lock Body + Pin Cylinder Both Side Key 70mm	PRLH20235 + LB9 + BSK70	3051.00
	Lever Handle Ø 19mm + 9" Mortice Lock Body + Pin Cylinder Key Knob 60mm	PRLH1975 + LB9 + KN60	2802.00
	Lever Handle Ø 19mm + 9" Mortice Lock Body + Pin Cylinder Both Side Key 60mm	PRLH1975 + LB9 + BSK60	2715.00
	Lever Handle Ø 19mm + 9" Mortice Lock Body + Pin Cylinder Key Knob 70mm	PRLH1975 + LB9 + KN70	2899.00
	Lever Handle Ø 19mm + 9" Mortice Lock Body + Pin Cylinder Both Side Key 70mm	PRLH1975 + LB9 + BSK70	2812.00
	Lever Handle Ø 19mm + 9" Mortice Lock Body + Pin Cylinder Key Knob 60mm	PRLH19215 + LB9 + KN60	2911.00
	Lever Handle Ø 19mm + 9" Mortice Lock Body + Pin Cylinder Both Side Key 60mm	PRLH19215 + LB9 + BSK60	2823.00
	Lever Handle Ø 19mm + 9" Mortice Lock Body + Pin Cylinder Key Knob 70mm	PRLH19215 + LB9 + KN70	3008.00
	Lever Handle Ø 19mm + 9" Mortice Lock Body + Pin Cylinder Both Side Key 70mm	PRLH19215 + LB9 + BSK70	2921.00

**DOOR HANDLE SET (LEVER HANDLE WITH 7" PLATE + 7" LOCK BODY + PIN CYLINDER)**

Product	Description	Code	Price per Set
			Satin
	Lever Handle Ø 22mm with rectangle plate 175x40mm + 7" Mortice Lock Body + Pin Cylinder Key Knob 60mm	PRLH22915-RC37+LB7+KN60	2902.00
	Lever Handle Ø 22mm with rectangle plate 175x40mm + 7" Mortice Lock Body + Pin Cylinder Both Side Key 60mm	PRLH22915-RC37+LB7+BSK60	2815.00
	Lever Handle Ø 22mm with Rectangle Plate 175x40mm + 7" Mortice Lock Body + Pin Cylinder Key Knob 70mm	PRLH22915-RC37+LB7+KN70	2999.00
	Lever Handle Ø 22mm with Rectangle Plate 175x40mm + 7" Mortice Lock Body + Pin Cylinder Both Side Key 70mm	PRLH22915-RC37+LB7+BSK70	2913.00
	Lever Handle Ø 22mm with Rectangle Plate 175x40mm + 7" Mortice Lock Body + Pin Cylinder Key Knob 60mm	PRLH22925-RC37+LB7+KN60	2902.00
	Lever Handle Ø 22mm with Rectangle Plate 175x40mm + 7" Mortice Lock Body + Pin Cylinder Both Side Key 60mm	PRLH22925-RC37+LB7+BSK60	2815.00
	Lever Handle Ø 22mm with Rectangle Plate 175x40mm + 7" Mortice Lock Body + Pin Cylinder Key Knob 70mm	PRLH22925-RC37+LB7+KN70	2999.00
	Lever Handle Ø 22mm with Rectangle Plate 175x40mm + 7" Mortice Lock Body + Pin Cylinder Both Side Key 70mm	PRLH22925-RC37+LB7+BSK70	2913.00
	Lever Handle □ 20x20mm with Rectangle Plate 200mm + 7" Mortice Lock Body + Pin Cylinder Key Knob 60mm	PRLH20235-RC37 + LB7 + KN60	2885.00
	Lever Handle □ 20x20mm with Rectangle Plate 200mm + 7" Mortice Lock Body + Pin Cylinder Both Side Key 60mm	PRLH20235-RC37 + LB7 + BSK60	2798.00
	Lever Handle □ 20x20mm with Rectangle Plate 200mm + 7" Mortice Lock Body + Pin Cylinder Key Knob 70mm	PRLH20235-RC37 + LB7 + KN70	2981.00
	Lever Handle □ 20x20mm with Rectangle Plate 200mm + 7" Mortice Lock Body + Pin Cylinder Both Side Key 70mm	PRLH20235-RC37 + LB7 + BSK70	2895.00
	Lever Handle Ø 19mm with Rectangle Plate 175x40mm + 7" Mortice Lock Body + Pin Cylinder Key Knob 60mm	PRLH1975-RC37 + LB7 + KN60	2543.00
	Lever Handle Ø 19mm with Rectangle Plate 175x40mm + 7" Mortice Lock Body + Pin Cylinder Both Side Key 60mm	PRLH1975-RC37 + LB7 + BSK60	2455.00
	Lever Handle Ø 19mm with Rectangle Plate 175x40mm + 7" Mortice Lock Body + Pin Cylinder Key Knob 70mm	PRLH1975-RC37 + LB7 + KN70	2639.00
	Lever Handle Ø 19mm with Rectangle Plate 175x40mm + 7" Mortice Lock Body + Pin Cylinder Both Side Key 70mm	PRLH1975-RC37 + LB7 + BSK70	2551.00

**DOOR HANDLE SET (LEVER HANDLE WITH 7" PLATE + 7" LOCK BODY + PIN CYLINDER)**

Product	Description	Code	Price per Set
			Satin
	Lever Handle Ø 19mm with Rectangle Plate 175x40mm + 7" Mortice Lock Body + Pin Cylinder Key Knob 60mm	PRLH1921S-RC37 + LB7 + KN60	2650.00
	Lever Handle Ø 19mm with Rectangle Plate 175x40mm + 7" Mortice Lock Body + Pin Cylinder Both Side Key 60mm	PRLH1921S-RC37 + LB7 + BSK60	2563.00
	Lever Handle Ø 19mm with Rectangle Plate 175x40mm + 7" Mortice Lock Body + Pin Cylinder Key Knob 70mm	PRLH1921S-RC37 + LB7 + KN70	2747.00
	Lever Handle Ø 19mm with Rectangle Plate 175x40mm + 7" Mortice Lock Body + Pin Cylinder Both Side Key 70mm	PRLH1921S-RC37 + LB7 + BSK70	2660.00

**DOOR HANDLE SET (LEVER HANDLE WITH 9" PLATE + 9" LOCK BODY + PIN CYLINDER)**

	Lever Handle Ø 22mm with Rectangle Plate 225x40mm + 9" Mortice Lock Body + Pin Cylinder Key Knob 60mm	PRLH2291S-RC39 + LB9 + KN60	3163.00
	Lever Handle Ø 22mm with Rectangle Plate 225x40mm + 9" Mortice Lock Body + Pin Cylinder Both Side Key 60mm	PRLH2291S-RC39 + LB9 + BSK60	3075.00
	Lever Handle Ø 22mm with Rectangle Plate 225x40mm + 9" Mortice Lock Body + Pin Cylinder Key Knob 70mm	PRLH2291S-RC39 + LB9 + KN70	3261.00
	Lever Handle Ø 22mm with Rectangle Plate 225x40mm + 9" Mortice Lock Body + Pin Cylinder Both Side Key 70mm	PRLH2291S-RC39 + LB9 + BSK70	3173.00
	Lever Handle Ø 22mm with Rectangle Plate 225x40mm + 9" Mortice Lock Body + Pin Cylinder Key Knob 60mm	PRLH2292S-RC39+LB9+KN60	3163.00
	Lever Handle Ø 22mm with Rectangle Plate 225x40mm + 9" Mortice Lock Body + Pin Cylinder Both Side Key 60mm	PRLH2292S-RC39+LB9+BSK60	3075.00
	Lever Handle Ø 22mm with Rectangle Plate 225x40mm + 9" Mortice Lock Body + Pin Cylinder Key Knob 60mm	PRLH2292S-RC39+LB9+KN70	3261.00
	Lever Handle Ø 22mm with Rectangle Plate 225x40mm + 9" Mortice Lock Body + Pin Cylinder Both Side Key 70mm	PRLH2292S-RC39+LB9+BSK70	3173.00
	Lever Handle □ 20x20mm with Rectangle Plate 200mm + 9" Mortice Lock Body + Pin Cylinder Key Knob 60mm	PRLH2023S-RC39+LB9+KN60	3040.00
	Lever Handle □ 20x20mm with Rectangle Plate 200mm + 9" Mortice Lock Body + Pin Cylinder Both Side Key 60mm	PRLH2023S-RC39+LB9+BSK60	2954.00
	Lever Handle □ 20x20mm with Rectangle Plate 200mm + 9" Mortice Lock Body + Pin Cylinder Key Knob 70mm	PRLH2023S-RC39+LB9+KN70	3138.00
	Lever Handle □ 20x20mm with Rectangle Plate 200mm + 9" Mortice Lock Body + Pin Cylinder Both Side Key 70mm	PRLH2023S-RC39+LB9+BSK70	3051.00



**DOOR HANDLE SET (LEVER HANDLE WITH 9" PLATE + 9" LOCK BODY + PIN CYLINDER)**

Product	Description	Code	Price per Set
			Satin
	Lever Handle Ø 19mm with Rectangle Plate 225x40mm + 9" Mortice Lock Body + Pin Cylinder Key Knob 60mm	PRLH1975-RC39+LB9+KN60	2802.00
	Lever Handle Ø 19mm with Rectangle Plate 225x40mm + 9" Mortice Lock Body + Pin Cylinder Both Side Key 60mm	PRLH1975-RC39+LB9+BSK60	2715.00
	Lever Handle Ø 19mm with Rectangle Plate 225x40mm + 9" Mortice Lock Body + Pin Cylinder Key Knob 60mm	PRLH1975-RC39+LB9+KN70	2899.00
	Lever Handle Ø 19mm with Rectangle Plate 225x40mm + 9" Mortice Lock Body + Pin Cylinder Both Side Key 70mm	PRLH1975-RC39+LB9+BSK70	2812.00
	Lever Handle Ø 19mm with Rectangle Plate 225x40mm + 9" Mortice Lock Body + Pin Cylinder Key Knob 60mm	PRLH1921S-RC39+LB9+KN60	2911.00
	Lever Handle Ø 19mm with Rectangle Plate 225x40mm + 9" Mortice Lock Body + Pin Cylinder Both Side Key 60mm	PRLH1921S-RC39+LB9+BSK60	2823.00
	Lever Handle Ø 19mm with Rectangle Plate 225x40mm + 9" Mortice Lock Body + Pin Cylinder Key Knob 60mm	PRLH1921S-RC39+LB9+KN70	3008.00
	Lever Handle Ø 19mm with Rectangle Plate 225x40mm + 9" Mortice Lock Body + Pin Cylinder Both Side Key 70mm	PRLH1921S-RC39+LB9+BSK70	2921.00







**DOOR HANDLE SET (LEVER HANDLE WITH 7" PLATE + 7" LOCK BODY + PIN CYLINDER)**

	Lever Handle Ø 16mm with Rectangle Plate 175X40 mm + 7" Mortice Lock Body + Zinc Pin Cylinder Key Knob 60 mm	PRLH1635-RC37+LB7+KN60	1999.00
	Lever Handle Ø 16mm with Rectangle Plate 175X40 mm + 7" Mortice Lock Body + Zinc Pin Cylinder Key Knob 60 mm	PRLH1675-RC37+LB7+KN60	1999.00
	Lever Handle Ø 16mm with Rectangle Plate 175X40 mm + 7" Mortice Lock Body + Zinc Pin Cylinder Key Knob 60 mm	PRLH1621S-RC37+LB7+KN60	1999.00


**ESCUTCHEONS (STAINLESS STEEL AISI 304 GRADE)**

Product	Description	Code	Price per Set
			Satin
	Escutcheons (2pcs.)	PREEP50S	224-00
	Escutcheons (2pcs.)	PRESEP50S	245-00

**DOOR HARDWARE ACCESSORIES**

Product	Description	Code	Price per Pcs.	
			Satin	
	Double Door Buffer (S.S. 304)	PRDB32DS	285-00	
	Door Stop Half Moon (S.S. 304)	PRDSTHMS	280-00	
	Door Stop (SS. 304)	L: 75mm	PRDST75S	216-00
	Door Stop (SS. 304)	L: 100mm	PRDST100S	245-00
	Door Safety Chain (Zinc) (Combi. of Satin & Glossy)	PRDSC1C	484-00	
	Door Magnet - Adjustable (Zinc)	PRDM65S	615-00	
	Door Viewer (Zinc)	PRDV11S	289-00	


**DOOR HANDLES (STAINLESS STEEL AISI 304 GRADE)**

Product	Description	Code	Price per Set	
			Satin	
	Door Handle	Ø 19mm x 150mm	PRDH1906S	975-00
	Door Handle	Ø 19mm x 200mm	PRDH1908S	1073-00
	Door Handle	Ø 19mm x 250mm	PRDH1910S	1170-00
	Door Handle	Ø 19mm x 300mm	PRDH1912S	1273-00
	Door Handle	Ø 22mm x 200mm	PRDH2208S	1170-00
	Door Handle	Ø 22mm x 250mm	PRDH2210S	1289-00
	Door Handle	Ø 22mm x 300mm	PRDH2212S	1400-00
	Door Handle	Ø 25mm x 300mm	PRDH2512S	1631-00
	Door Handle	Ø 25mm x 450mm	PRDH2518S	2041-00
	Door Handle	Ø 25mm x 600mm	PRDH2524S	2450-00
	Door Handle	Ø 32mm x 600mm	PRDH3224S	3768-00
	Door Handle	Ø 32mm x 900mm	PRDH3236S	4947-00

**DOOR HANDLES('C' SHAPE) (STAINLESS STEEL AISI 304 GRADE)**

	Door Handle 'C'	Ø 22mm x 200mm	PRDHC2208S	1446-00
	Door Handle 'C'	Ø 22mm x 250mm	PRDHC2210S	1557-00
	Door Handle 'C'	Ø 22mm x 300mm	PRDHC2212S	1668-00
	Door Handle 'C'	Ø 25mm x 300mm	PRDHC2512S	1885-00
	Door Handle 'C'	Ø 25mm x 450mm	PRDHC2518S	2293-00
	Door Handle 'C'	Ø 25mm x 600mm	PRDHC2524S	2702-00

**DOOR HANDLES('H' SHAPE) (STAINLESS STEEL AISI 304 GRADE)**

Product	Description	Code	Price per Set
			Satin
	Door Handle 'H' Ø 22mm x 200mm	PRDHH2208S	1392-00
	Door Handle 'H' Ø 22mm x 250mm	PRDHH2210S	1520-00
	Door Handle 'H' Ø 22mm x 300mm	PRDHH2212S	1654-00
	Door Handle 'H' Ø 25mm x 300mm	PRDHH2512S	1876-00
	Door Handle 'H' Ø 25mm x 450mm	PRDHH2518S	2339-00
	Door Handle 'H' Ø 25mm x 600mm	PRDHH2524S	2830-00
	Door Handle 'H' Ø 32mm x 450mm	PRDHH3218S	3358-00
	Door Handle 'H' Ø 32mm x 600mm	PRDHH3224S	3946-00
	Door Handle 'H' Ø 38mm x 1000mm	PRDHH3840S	7825-00
	Door Handle 'H' Ø 38mm x 1200mm	PRDHH3848S	8904-00
	Door Handle 'H' Ø 38mm x 1500mm	PRDHH3860S	10073-00

**DOOR HANDLES ('82') (STAINLESS STEEL AISI 304 GRADE)**

Product	Description	Code	Price per Set
			Satin
	Door Handle '82' □ 20mm x 20mm x 200mm	PRDH822008S	1547-00
	Door Handle '82' □ 20mm x 20mm x 250mm	PRDH822010S	1729-00
	Door Handle '82' □ 20mm x 20mm x 300mm	PRDH822012S	1910-00

**DOOR HANDLES (SQUARE) (STAINLESS STEEL AISI 304 GRADE)**

	Door Handle 'S' Ø 22mm x 200mm	PRDHS2208S	1524-00
	Door Handle 'S' Ø 22mm x 250mm	PRDHS2210S	1683-00
	Door Handle 'S' Ø 22mm x 300mm	PRDHS2212S	1842-00

**GRAB RAILS (STAINLESS STEEL AISI 304 GRADE)**

	Grab Rail Ø 22mm x 200mm	PRGR2208S	1683-00
	Grab Rail Ø 22mm x 250mm	PRGR2210S	1795-00
	Grab Rail Ø 22mm x 300mm	PRGR2212S	1907-00
	Grab Rail Ø 25mm x 300mm	PRGR2512S	2137-00





**KICH OLATE (STAINLESS STEEL AISI 304 GRADE)**

Product	Description	Code	Price per Pcs.
			Satin
	Door Kick Plate 800x200x1.2mm	PRDKP51S	1895.00



**ALDROPS AND TADI (IN STAINLESS STEEL 304 GRADE)**

	Aldrops (Satin Finish) Ø 16x250mm	PRAD93610SR	2373.00
	Aldrops (Satin Finish) Ø 16x300mm	PRAD93612SR	2547.00
	Aldrops (Combi. of Satin & Glossy) Ø 16x250mm	PRAD12610C	907.00
	Aldrops (Combi. of Satin & Glossy) Ø 16x300mm	PRAD12612C	993.00
	Tadi (Combi. of Satin & Glossy) Ø 12x200mm	PRT1208C	454.00
	Tadi (Combi. of Satin & Glossy) Ø 12x250mm	PRT1210C	511.00

**DOOR & WINDOW HINGES (STAINLESS STEEL AISI 304 GRADE)**

	Door Hinges with 4 Bearing 150x75x3	PRBHB36S	728.00
	Door Hinges with 4 Bearing 127x76x3	PRBHB35S	578.00
	Door Hinges with 4 Bearing 101x76x3	PRBHB34S	456.00
	Door Hinges with 2 Bearing 127x76x3	PRBH2B35S	542.00
	Door Hinges with 2 Bearing 101x76x3	PRBHT2B34S	418.00
	Door Hinges W/O Bearing 125x75x3	PRBH35S	507.00
	Door Hinges W/O Bearing 100x75x3	PRBH34S	389.00
	Door Hinges W/O Bearing 125x62x1.9	PRBH25S	268.00
	Door Hinges W/O Bearing 100x58x1.9	PRBH24S	216.00
	Door Hinges W/O Bearing 75x55x1.9	PRBH23S	179.00
	S.S screws - 8x25mm (For 100pcs)	-	328.00
	S.S screws - 8x32mm (For 100pcs)	-	392.00

**ECO BALL BEARING DRAWER SLIDES ( COLD ROLLED STEEL)**

Product	Description	Code	Price per Pair
			Satin
	Drawer Slides Silver - 10"	PRDS6110S	289-00
	Drawer Slides Silver - 12"	PRDS6112S	344-00
	Drawer Slides Silver - 14"	PRDS6114S	399-00
	Drawer Slides Silver - 16"	PRDS6116S	454-00
	Drawer Slides Silver - 18"	PRDS6118S	491-00
	Drawer Slides Silver - 20"	PRDS6120S	544-00
	Drawer Slides Silver - 22"	PRDS6122S	637-00
	Drawer Slides Black - 10"	PRDS6110B	289-00
	Drawer Slides Black - 12"	PRDS6112B	344-00
	Drawer Slides Black - 14"	PRDS6114B	399-00
	Drawer Slides Black - 16"	PRDS6116B	454-00
	Drawer Slides Black - 18"	PRDS6118B	491-00
	Drawer Slides Black - 20"	PRDS6120B	544-00
	Drawer Slides Black - 22"	PRDS6122B	637-00

**CABINET HANDLES (STAINLESS STEEL AISI 304 GRADE)**

Product	Description	Code	Price per Pcs.
			Satin
	Cabinet Handle Ø 10mm x 64mm	PRCHC103S	148.00
	Cabinet Handle Ø 10mm x 96mm	PRCHC104S	172.00
	Cabinet Handle Ø 10mm x 128mm	PRCHC105S	204.00
	Cabinet Handle Ø 10mm x 160mm	PRCHC106S	237.00
	Cabinet Handle Ø 10mm x 64mm	PRCHR103S	148.00
	Cabinet Handle Ø 10mm x 96mm	PRCHR104S	181.00
	Cabinet Handle Ø 10mm x 128mm	PRCHR105S	213.00
	Cabinet Handle Ø 10mm x 160mm	PRCHR106S	246.00
	Cabinet Handle Ø 10mm x 64mm	PRCHH103S	204.00
	Cabinet Handle Ø 10mm x 96mm	PRCHH104S	237.00
	Cabinet Handle Ø 10mm x 128mm	PRCHH105S	270.00
	Cabinet Handle Ø 10mm x 160mm	PRCHH106S	302.00
	Cabinet Handle □ 2mm x 100mm	PRCH424C	82.00
	Cabinet Handle □ 2mm x 125mm	PRCH425C	90.00
	Cabinet Handle □ 2mm x 150mm	PRCH426C	96.00

**CABINET HANDLES (STAINLESS STEEL AISI 304 GRADE)**

	Cabinet Handle with plate 144x25x2mm (Plate Size) 10x96mm (Handle Size)	PRCHR104SPL1S	356.00
	Cabinet Handle with plate 176x25x2mm (Plate Size) 10x128mm (Handle Size)	PRCHR105SPL2S	411.00
	Cabinet Handle with plate 208x25x2mm (Plate Size) 10x160mm (Handle Size)	PRCHR106SPL3S	501.00

**DRAWER KNOB (STAINLESS STEEL AISI 304 GRADE)**

	Drawer Knob - Small	PRN31S	127.00
	Drawer Knob - Big	PRN32S	168.00

**FLOOR DRAIN (STAINLESS STEEL AISI 304 GRADE)**

Product	Description	Code	Price per Pcs.
			Satin
	Standard 125X125 mm - Satin	PRFD185S	392.00
	Standard 150X150 mm - Satin	PRFD186S	485.00
	Insect Proof 125X125 mm - Satin	PRFD285S	688.00
	Insect Proof 150X150 mm - Satin	PRFD286S	891.00
	Standard 125X125 mm - Satin	PRFD135S	392.00
	Standard 150X150 mm - Satin	PRFD136S	485.00
	Insect Proof 125X125 mm - Satin	PRFD235S	688.00
	Insect Proof 150X150 mm - Satin	PRFD236S	891.00
	Standard 125X125 mm - Satin	PRFD195S	392.00
	Standard 150X150 mm - Satin	PRFD196S	485.00
	Insect Proof 125X125 mm - Satin	PRFD295S	688.00
	Insect Proof 150X150 mm - Satin	PRFD296S	891.00
	Standard 125X125 mm - Satin	PRFD125S	392.00
	Standard 150X150 mm - Satin	PRFD126S	485.00
	Insect Proof 125X125 mm - Satin	PRFD225S	688.00
	Insect Proof 150X150 mm - Satin	PRFD226S	891.00
	Standard 125X125 mm - Satin	PRFD1105S	392.00
	Standard 150X150 mm - Satin	PRFD1106S	485.00
	Insect Proof 125X125 mm - Satin	PRFD2105S	688.00
	Insect Proof 150X150 mm - Satin	PRFD2106S	891.00
	Standard 125X125 mm - Satin	PRFD115S	392.00
	Standard 150X150 mm - Satin	PRFD116S	485.00
	Insect Proof 125X125 mm - Satin	PRFD215S	688.00
	Insect Proof 150X150 mm - Satin	PRFD216S	891.00